

# ALL NEW HILUX



**TOYOTA**

ALWAYS A  
**BETTER** WAY



**5** year  
TOYOTA  
WARRANTY

THE ALL NEW  
**HILUX**  
TOUGH  
SINCE 1968

**TOYOTA BETTER HAPPY TRUST TOGETHER YOU**

EVERY DAY WE LOOK AHEAD, MOVE FORWARD, EVOLVE. OUR PASSION IS ALWAYS TO DELIGHT – WITH A VEHICLE THAT EXCEEDS EXPECTATIONS, THRILLS, EXCITES, REASSURES AND DELIVERS BETTER FOR TODAY'S WAY OF LIFE. TAKE US FOR GRANTED.

**TOYOTA. ALWAYS A BETTER WAY**









# **JUST ANOTHER HILUX DAY**

## **EVERY INCH A HILUX**

Model shown: Hilux Double Cab – Invincible



## BRING YOUR BROCHURE TO LIFE.

Discover exclusive content with the Toyota Explore app.



**SIMPLY DOWNLOAD THE FREE TOYOTA EXPLORE APP TO YOUR SMARTPHONE OR TABLET FROM THE APP STORE OR GOOGLE PLAY.**



**OPEN THE APP. POINT YOUR DEVICE AT THE PAGE WHEREVER YOU SEE THE ABOVE ICON.**



**EXPLORE THE HILUX IN MORE DETAIL.**

## CONTENTS

6	Quality	32	Colours
8	Towing	34	Wheels and trims
10	Payload	36	Options
12	Engine	40	Individual accessories
14	Design	46	Specifications
16	Interior	51	Equipment
18	Technology	56	Glossary
20	Safety	60	Ownership
22	Body types	62	Heritage
24	Grades		





Model shown: Hilux Single Cab – Active






**SCAN THIS PAGE.**  
Discover more about Hilux's legendary capabilities. Refer to page 5 for more information.

# OFFICE PARKING

## QUALITY, DURABILITY AND RELIABILITY – NO TERRAIN TOO TOUGH

Forget tough days at the office – whether faced with difficult terrain or the stresses of everyday life, nothing can faze the all new Hilux. That's because this pick-up is tougher than ever. Building on its legendary strength and reliability, the Hilux frame and body structure have been redesigned to ensure toughness, while a stronger, wider under-body now offers greater protection. In fact, all the components of the Hilux are made to withstand the most rigorous tests. The new frame also contributes to improved handling and ride comfort, working hand-in-hand with the new suspension and the newly designed gear ratios. To help you get through challenging environments, you can always rely on Active Traction Control (A-TRC) and the rear differential lock to ensure optimal traction. All these refinements add to Hilux's unique sense of effortless driving, on or off-road.



Hill-start Assist Control (HAC) maintains the brake force for up to five seconds after the brake pedal is released to give you a smooth start on steep inclines – without rolling back.



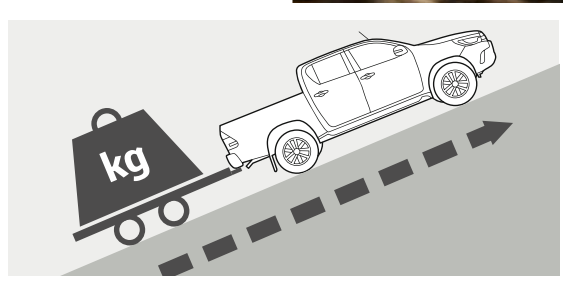
# CEREAL FOR BREAKFAST

## WORK HARD, TOW EASILY

They say breakfast is the most important meal of the day. So if you wonder where the all new Hilux gets its strength from, it's simple: this remarkable pick-up is designed first and foremost as a workhorse with a towing capacity of 3.2\* tonnes. While engine torque has been increased, the cooling performance of both engine and transmission have also been improved for effortless towing. Whether you want to tow grain, another vehicle or a caravan, the new Hilux tackles it with ease. It's also equipped with Trailer Sway Control (TSC) to ensure the vehicle stays steady when faced with crosswinds or changing road surfaces.

With increased engine torque and 3.2\* tonnes towing capacity, the Hilux tows the toughest load effortlessly.

\* Towing capacity will increase to 3.5 tonnes on Single Cab and Extra Cab derivatives later in 2016. Further information available from your local Toyota Centre.







Model shown: Hilux Double Cab – Icon





Model shown: Hilux Double Cab – Icon





**SCAN THIS PAGE.**  
Discover more about  
Hilux's impressive deck.  
Refer to page 5 for more  
information.


# GROCERY STORE

## MORE CARGO SPACE, MORE POTENTIAL

You can never have enough of a good thing. The all new Hilux can carry more than ever thanks to its 1 tonne payload. The deck area has also been redesigned and increased, giving you more space to carry bulky cargo. The deck measures up to 2315 mm in length and 1575 mm in width\*. It also features steel plate brackets on the tailgate struts to withstand the heaviest loads. Plus, tie-down hooks fitted to the deck interior help secure your cargo.

\* Single Cab deck 2315 mm (length), 1575 mm (width); Extra Cab deck 1810 mm (length), 1540 mm (width); Double Cab deck 1525 mm (length), 1540 mm (width).

§ Excluding Active grade.



Downhill Assist Control (DAC)<sup>§</sup> helps you tackle a steep descent with confidence. It applies individual brakes to maintain its low speed and to keep the vehicle stable, so you can focus on steering and avoiding any obstacles. It also works when reversing, for even safer driving.

# PLAYTIME

## MEET THE TORQUE MASTER

The all new Hilux challenges the perception of power with its brand-new diesel engine. The 2.4 litre D-4D performs superbly thanks to new torque technology which dramatically increases torque in low to medium speed ranges. It also contributes to Hilux's excellent towing capacity. This engine has been designed to keep noise levels down and efficiency up. In fact, the refined sound insulation can make you forget that you're driving a pick-up. The same is true for the efficient new 6-speed manual and 6-speed automatic transmissions: it adds to the premium SUV-style driving sensation.

The 2.4 litre D-4D diesel engine demonstrates excellent performance particularly in low to mid rpm torque ranges with outstanding acceleration as a result. Fuel efficiency has also been enhanced, while noise levels are kept to a minimum.



### DIESEL

#### 2.4 litre D-4D (150 HP) 6-Speed Manual

Power

**150 DIN hp**

Fuel consumption\*

**39.8–40.4 mpg**

CO<sub>2</sub> emissions\*

**187–185 g/km**

Acceleration

**12.8 seconds**

0–62 mph

Available on

**All grades**

### DIESEL

#### 2.4 litre D-4D (150 HP) 6-Speed Auto

Power

**150 DIN hp**

Fuel consumption\*

**36.2 mpg**

CO<sub>2</sub> emissions\*

**204 g/km**

Acceleration

**12.3 seconds**

0–62 mph

Available on

**Icon, Invincible,  
Invincible X**

\* Combined cycle. For full mpg and CO<sub>2</sub> emissions data please see page 46.  
Mpg and CO<sub>2</sub> data sourced from EU tests. For more information please see the back cover.





Model shown: Hilux Double Cab – Invincible




# BBQ WITH FRIENDS

## SMOKING HOT DESIGN

Few pick-ups are as proud to add mud or sand to their exterior as the all new Hilux. Its rugged design is made to look its best on any job, challenge or outing – blazing hot or icy cold. This is Toyota signature design at its most audacious, full of sharp design angles that reinforce intelligent toughness. Everything from the bold grille – now integrated into the bonnet for a powerful, seamless look and framed by LED lights\* – to the muscular wheel flare and the dynamic sidelines shouts premium power. The chrome detail\* along the windows and a wide choice of wheels add eye-catching highlights.

Strong features all round: LED daytime running lights and LED low-beam projector headlights\* wrap around the fender for a wider, more muscular appearance.

\* Excluding Active and Icon grades.







Model shown: Hilux Double Cab – Invincible

# MAN CAVE

## TOUGH OUTSIDE, COMFORTABLE INSIDE

This pick-up is all about quality surroundings and attractive, durable materials paired with the latest technology to maximise your comfort. A first-in-class electronic control to reduce body pitch and bounce ensures the ride feels as smooth as in a premium SUV. Equally, the newly designed height-adjustable\* seats offer greater comfort and support, while the height- and reach-adjustable steering wheel can be set to your ideal seating position. Dual-zone automatic air conditioning<sup>§</sup> and a clean air filter are also available and there's even a 220V outlet\* in the centre console to keep your electronic devices charged.

(1) The rear seats are split 60:40 and can be tipped up for added cargo space.<sup>°</sup>  
(2) Whether you're heading off-road or to the office, the cool box above the glove compartment keeps your drinks chilled. Hilux is generous with an astounding 11 storage areas positioned around the cabin.

\* Excluding Active grade.

<sup>§</sup> Excluding Active and Icon grades.

<sup>°</sup> Double Cab only.







Model shown: Hilux Double Cab – Invincible

# MISSION CONTROL

## A NEW DIMENSION FOR PICK-UP TECHNOLOGY

The all new Hilux is equipped with a range of innovative technology, designed to make every journey more relaxing. Take the tablet-style Toyota Touch® 2 screen\*, which combines plenty of multimedia features. It can be hooked up to a refined audio speaker system, while you adjust the volume via the steering wheel. Toyota Touch® 2 with Go<sup>§</sup> adds enhanced full-map navigation as well as class-leading connected services, delivered through its wide range of apps.

Another Hilux first, the new 4.2" TFT screen\* in the instrument panel incorporates 3D messages to help you drive more efficiently. It also holds the trip computer that displays essential journey data. All these functions can be easily accessed via the handy steering wheel controls.



### Toyota Touch® 2\*

This multimedia system will allow you to experience a world of information and entertainment in a stylish tablet-style 7" display. Simply flick through the screens to access the multitude of functions.



### Multi-information display\*

The new multi-information display gives you access to essential journey information such as distance covered, average speed and fuel consumption.





Model shown: Hilux Double Cab – Invincible



#### Keyless Entry & Push-button Start<sup>o</sup>

This allows you to unlock your vehicle simply by pressing a button on the door handle. The start/stop button starts the engine. All you need to do is carry the Smart Entry key with you.



#### 4-Wheel-Drive switch

For added convenience and style, the Hilux is now equipped with a 4-Wheel-Drive switch instead of a lever.

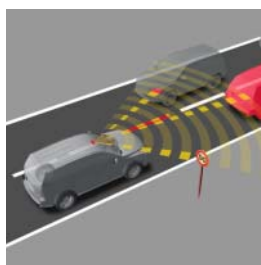


**SCAN THIS  
QR CODE.**  
To find out  
more about  
Toyota Safety  
Sense.



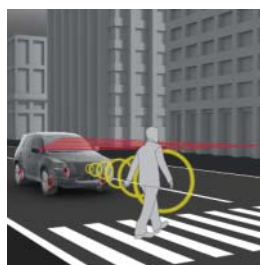
**All active safety technologies** are intended to be back-up systems only and are not a substitute for safe and attentive driving. The functionality of these systems may be impacted by driving conditions. Further information is available from your local Toyota Centre.

**Model shown: Hilux Double Cab – Invincible**



#### **Toyota Safety Sense\***

Toyota Safety Sense adds advanced active safety systems for an even safer and more relaxed drive. Three active technologies – Pre-Collision System with Pedestrian Detection, Lane Departure Alert and Road Sign Assist<sup>®</sup> are at the heart of Toyota Safety Sense.



#### **Pre-Collision System with Pedestrian Detection**

This combines a millimetre-wave radar with a camera to detect other vehicles in the road ahead. The driver is alerted of a possible collision with audio and visual warnings, and brake assistance is activated. If the driver fails to brake in time the brakes automatically engage to prevent or mitigate a collision. In addition, early detection of pedestrians is also made possible.



# SINGING IN THE RAIN

## HIGH NOTES FOR SAFETY

The all new Hilux excels when things get tough. After all, it's built to withstand the most testing situations. It comes with Toyota Safety Sense\* which includes three advanced active safety systems – Pre-Collision System with Pedestrian Detection, Lane Departure Alert and Road Sign Assist<sup>§</sup> – for an even safer and more relaxed drive. The redesigned frame and body structure feature extensive use of High-Tensile Strength Steel (HTSS) to ensure all occupants are protected in the event of an accident. The side and cross members have been reinforced and enlarged helping to absorb even more energy in the event of an impact and distribute the force effectively. Other active safety technologies including Vehicle Stability Control (VSC) and seven Supplemental Restraint System (SRS) airbags also contribute to Hilux's excellent safety credentials.

\* Standard on Invincible and Invincible X grades. Optional on Active and Icon grades.

§ The Toyota Safety Sense option on Active grade includes cruise control and excludes Road Sign Assist.



### Lane Departure Alert

Using a camera to detect the lane markings in the road ahead, Toyota Safety Sense's Lane Departure Alert will alert the driver with audio and visual warnings if the vehicle starts to deviate from its lane without the turn indicator being applied – the driver can then take corrective action.



### Road Sign Assist<sup>§</sup>

Toyota Safety Sense's Road Sign Assist monitors the road signs ahead, displaying useful information such as the current speed limit or overtaking restrictions in clear view on the new colour TFT cockpit display. The system also provides a visual and audio warning if you are not following the road sign indication.




Models shown:  
 Hilux Single Cab – Active  
 Hilux Extra Cab – Active  
 Hilux Double Cab – Invincible

Single Cab

Extra Cab



Payload **1030\* kg**  
 Gross vehicle weight **3080\* kg**  
 Engine **2.4 I D-4D**  
 Drive **4WD**  
 Transmission **6 M/T**





# PICKING UP LUNCH



Double Cab

## A BODY STYLE TO SUIT ALL YOUR NEEDS

The all new Hilux has a body for every purpose. Whatever you're picking up, whether it's for work or play, you'll find the perfect vehicle. The interior has been redesigned to provide more space for all passengers. At the front, there's more shoulder room and headroom. The seat adjustment range has also been widened to suit individual body types. Plus, increased legroom at the rear means everyone arrives completely relaxed, ready for the next Hilux adventure.



Payload **1025\* kg**  
Gross vehicle weight **3150\* kg**  
Engine **2.4 D-4D**  
Drive **4WD**  
Transmission **6 M/T**



Payload **1045–1055\* kg**  
Gross vehicle weight **3210\* kg**  
Engine **2.4 D-4D**  
Drive **4WD**  
Transmission **6 M/T or 6 A/T**

# HILUX GRADES

## ACTIVE



Available in all body types

### Main features

- 17" silver steel wheels (Single Cab only)
- 17" black steel wheels (Extra Cab & Double Cab only)
- Follow-me-home headlights
- Dusk-sensing headlights
- Heated and power-adjustable door mirrors
- Front and rear mudflaps
- Hard-wearing black fabric seats with oval pattern
- Manual tilting and telescopic steering wheel
- Audio, multimedia and telephone switches on steering wheel
- Eco & Power Drive mode buttons
- Front cool box
- Manual air conditioning
- Bluetooth® connectivity
- Supplemental Restraint System (SRS) airbags – 7 airbags
- Vehicle Stability Control (VSC)
- Trailer Sway Control (TSC)
- Active Traction Control (A-TRC)
- Hill-start Assist Control (HAC)
- Rear differential lock



### Optional features

- 17" alloy wheels (Extra Cab & Double Cab only)
- Toyota Safety Sense (Pre-Collision System with Pedestrian Detection, Lane Departure Alert, cruise control)
- Parking Pack
- Towing Pack
- LINE-X® bedliner
- Alarm







# HILUX GRADES

## ICON



Available in Double Cab only

### Main features (additional to Active)

- 17" alloy wheels (6-spoke)
- Chrome upper front grille
- Privacy glass on rear windows
- Power-retractable door mirrors
- Headlight cleaners
- Front fog lights
- Side steps
- Hard-wearing black fabric seats with vertical pattern
- 4-spoke leather steering wheel
- Silver inserts on dashboard and steering wheel
- Leather handbrake and gear shift
- Toyota Touch® 2 multimedia system
- Reversing camera
- 4.2" TFT screen for multi-information display
- Digital Audio Broadcasting (DAB)
- Cruise control
- Downhill Assist Control (DAC)

### Optional features

- 17" alloy wheels (alternative designs)
- Toyota Safety Sense (Pre-Collision System with Pedestrian Detection, Lane Departure Alert, Road Sign Assist)
- Toyota Touch® 2 with Go navigation system
- Sport Deck
- Style Pack

- Parking Pack
- Towing Pack
- Integrated entertainment system
- LINE-X® bedliner
- Alarm









SCAN THIS  
QR CODE.  
Configure  
your Hilux.





# HILUX GRADES

## INVINCIBLE



Available in Double Cab only

### Main features (additional to Icon)

- 18" bi-tone grey & machine-faced alloy wheels (6-spoke)
- LED headlights
- Automatic headlight levelling
- Chrome side bars with integrated steps
- Keyless Entry & Push-button Start
- Automatic air conditioning
- Toyota Safety Sense (Pre-Collision System with Pedestrian Detection, Lane Departure Alert, Road Sign Assist)

### Optional features

- Toyota Touch® 2 with Go navigation system
- Choice of 5 leather interiors
- Sport Deck
- Style Pack
- Parking Pack
- Towing Pack
- Integrated entertainment system
- LINE-X® bedliner
- Alarm







# HILUX GRADES

## INVINCIBLE X



Available in Double Cab only

### Main features (additional to Invincible)

- 18" black machine-faced alloy wheels
- Chrome Pack (chrome fog light surrounds, chrome headlight and rear light surrounds, chrome bumper trim, scuff plates)
- Hilux tailgate decal\*
- Front and rear parking sensors
- Black leather seats
- Seat heaters (front seats only)
- Toyota Touch® 2 with Go navigation system

### Optional features

- Sport Deck
- Towing Pack
- Integrated entertainment system
- LINE-X® bedliner
- Alarm



\* A Silver HILUX decal is fitted to vehicles with Galaxy Black or Nebula Blue body colour. A Black HILUX decal is fitted on all other body colours.



# TOUGH LOOKS WHATEVER THE COLOUR

8 COLOURS TO MIX WITH  
SAND, RUBBLE OR MUD



040 Pure White



218 Galaxy Black<sup>§</sup>

\* Pearlescent paint. Not available on Active (Single Cab).

<sup>§</sup> Metallic paint.





070 Pearl White\*



1D6 Silver Blade<sup>§</sup>



1G3 Decuma Grey<sup>§</sup>



3T6 Crimson Spark Red<sup>§</sup>



4V8 Avantgarde Bronze<sup>§</sup>



8X2 Nebula Blue<sup>§</sup>



**17" silver steel wheels**  
Standard on Active (Single Cab)



**17" black steel wheels**  
Standard on Active (Double Cab  
and Extra Cab)



**17" alloy wheels (6-spoke)**  
Standard on Icon



## EQUIPPED AND READY TO GO

TOUGH WHEELS, DURABLE TRIMS



**18" bi-tone grey & machine-faced  
alloy wheels (6-spoke)**  
Standard on Invincible



**18" black machine-faced  
alloy wheels (6-spoke)**  
Standard on Invincible X



**17" black machine-faced alloy  
wheels (6-double-spoke)**  
Optional on Active (Extra Cab &  
Double Cab) and Icon



**17" black machine-faced  
alloy wheels (6-spoke)**  
Optional on Active (Extra Cab &  
Double Cab) and Icon





**Black fabric with oval pattern**  
Standard on Active



**Black fabric with vertical pattern**  
Standard on Icon and Invincible



**Black leather – Professional design**  
Standard on Invincible X;  
optional on Invincible



**Black leather – Leisure design**  
Optional on Invincible



**Black leather with beige inserts**  
Optional on Invincible



**Black leather with dark rose red inserts**  
Optional on Invincible



**Black leather with dark grey inserts**  
Optional on Invincible



## OPTIONS\*

MUD TRACK OR MOTORWAY,  
THE HILUX ALWAYS MEANS  
BUSINESS. IF YOU WANT  
TO PROVE THESE TOUGH  
CREDENTIALS, YOU'LL LOVE  
THE TOYOTA ACCESSORIES  
RANGE. IT HAS EVERYTHING  
FOR AN EVEN MORE  
STRIKING, FUNCTIONAL  
AND READY-FOR-ANYTHING  
HILUX.





**Sport Deck<sup>§</sup> (shown left)**

Sport Deck – it's your choice:

1. Choose whether you want a hinged ABS hard tonneau cover or retractable aluminium roll cover.
2. Next choose whether to add a Hi-over bar.
3. Finally, decide between a hard-wearing plastic bedliner or the more permanent LINE-X<sup>®</sup> spray-on coating.

**Style Pack<sup>°</sup> (shown right)**

The Style Pack adds the front guard and fog lamp surrounds to enhance the exterior of your new Hilux. Inside, the scuff plates add protection for the sills, with either 'Hilux' (Icon grade) or 'Invincible' branding.



\* Options should be ordered in conjunction with the vehicle.

<sup>§</sup> Excluding Active grade.

<sup>°</sup> Excluding Active and Invincible X grades.



## OPTIONS\*

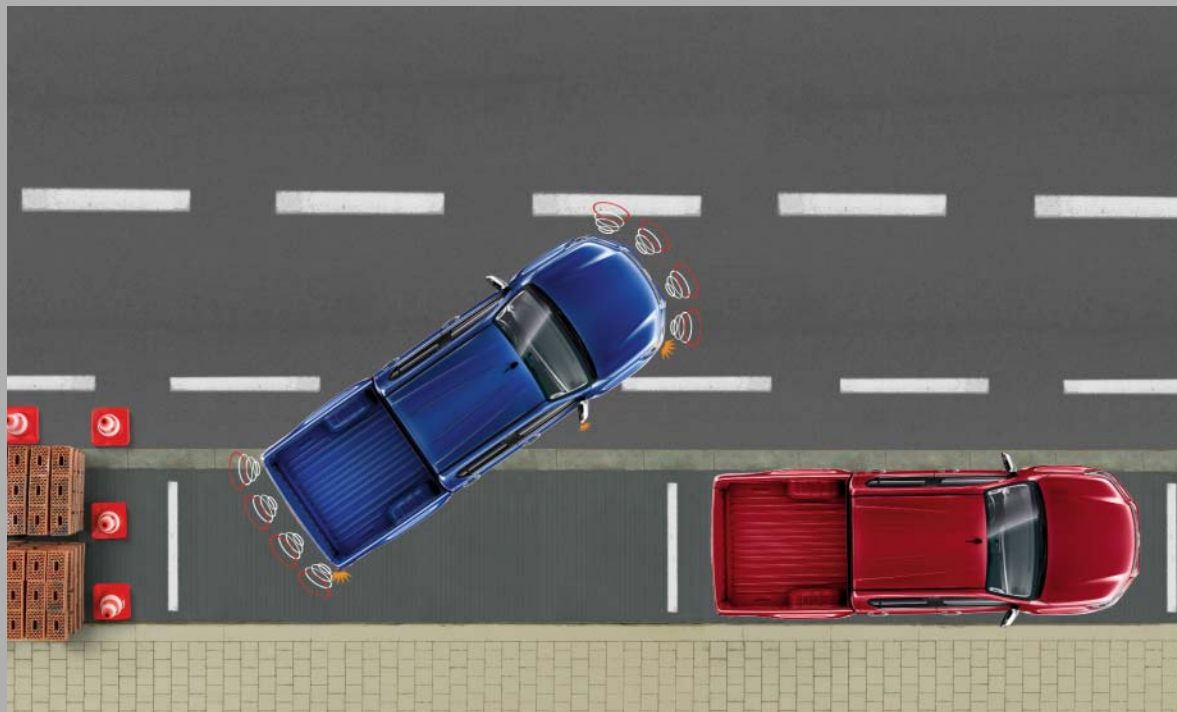
### Parking Pack<sup>6</sup>

When space is at a premium, you'll find the guidance given by Toyota parking systems a big help in avoiding accidental scrapes. The Toyota parking aid system features ultrasonic sensors in the front and rear bumpers. These link to in-cabin alarms that grow progressively louder the closer you get to obstacles. Importantly, the front and rear alarms have different tones and can be switched off when not required. A cancellation switch is included for use when towing.

### Towing Packs

Attaches to your vehicle's body for maximum towing stability and is ideal for a small boat, caravan or trailer. It is purpose-designed for your vehicle and has a tough, anti-corrosion surface treatment.

Available with either single or twin electrics and an optional ball & pin attachment.





### Integrated Entertainment<sup>o</sup>

A new rear-seat Toyota entertainment system that you can configure for complete flexibility – featuring a multi-purpose docking station that is compatible with a 7" DVD player and iPad® holder. The DVD player can be configured in a master/slave arrangement, where one DVD plays on both screens, or as master/master, where each screen can play a different DVD. The iPad® holder can be mounted either landscape or portrait, to exactly match your requirements. The dock itself provides all the power to the attachments, with no visible wires and does not affect anti-whiplash head restraints for those sitting in the front seats.

### LINE-X® (not shown)

LINE-X® solutions differ from traditional bed liner products by offering a spray-on application, giving a perfect fit first time every time.

LINE-X® provides an airtight and watertight seal, and is available in both over- and under-rail applications.

### Alarm (not shown)

The Toyota genuine security system adds an alarm with a powerful siren to complement the vehicle's pre-fitted immobiliser. All doors and the bonnet are sensor-protected while the interior is guarded by ultrasonic intrusion detection technology.

An inclination sensor is also included to warn of attempted wheel theft and towing.

\* Options should be ordered in conjunction with the vehicle.

§ Excluding Invincible X.

° Excluding Active grade.





## INDIVIDUAL ACCESSORIES – HARDTOPS





**Commercial Hardtops**

This double shell plastic (ABS) canopy offers strong cargo protection for heavy-duty purposes. It features a tinted rear window, drop-down front window for easy cleaning between deck and cabin and a high intensity LED dome lamp.

This hardtop is not compatible with Active grade vehicles.

**Leisure Hardtops**

The new Hilux leisure hardtop features a colour-coded, double shell plastic (ABS) canopy for extra robustness with lockable, hinged and tinted pop-out windows and interior battery-powered LED lights.

This hardtop is not compatible with Active grade vehicles.



## TONNEAU COVERS & DECK ACCESSORIES

THE CARRYING CAPACITY OF THE ALL NEW HILUX MEANS THAT YOU'LL WANT TO ENSURE YOUR CARGO IS SAFE AND SECURE. THE TOYOTA RANGE OF DECK ACCESSORIES ALSO OFFERS ADDITIONAL STORAGE AND ACCESS SOLUTIONS.





**Aluminium Tonneau Cover (shown left)**

Keep your load out of sight and locked away. This robust aluminium cover is both tough and stylish.

Available for both Extra Cab and Double Cab across all grades.

**Soft Tonneau Cover (shown left)**

The black vinyl cover protects your cargo – whatever the weather.

Available for all cabs across all grades.

**Deck Storage and Utility Accessories (shown right)**

The utility boxes are practical, weather-proof and lockable storage areas, fitted to the front or the sides of the deck. The front box has a maximum recommended load capacity of 100 kg, while the sides can manage 30 kg each.

The side boxes can also be fitted in conjunction with a bed slide, shown below with the aluminium bed liner, available separately.

The bed slide glides along aluminium rails in the bed floor to help move loads up to 300 kg into the deck space. A textured anti-slip surface and hooks keep loads in place.





## BEDLINERS AND PROTECTION

THE ALL NEW HILUX IS DESIGNED TO BE TOUGH, DURABLE AND PRACTICAL. THE HARD-WEARING RANGE OF TOYOTA BEDLINERS HELP TO PROTECT THE DECK WHILST THE WHEEL ARCH AND DOOR GUARDS ALSO CREATE A MORE RUGGED APPEARANCE.





**Bedliners (shown left)**

The high-density polyethylene liner covers both the deck bed and side panels and is precision-moulded for maximum load space. Available as an under-rail application, additional rail caps can be added to convert it to an over-rail solution.

Also available for under-rail are the aluminium bedliners (not shown), which offer an even tougher protective layer for the deck. Plastic wheel arch protectors complete the bed.

**Protection (shown right)**

Protect your asset and add a more aggressive stance with these colour fade-resistant hard plastic guards for both the wheel arches and the lower sections of your doors. Available for Extra and Double Cab, these products both enhance the rugged look of your Hilux and fend off scratches and scuffs.

Further protect your Hilux by adding a bonnet deflector, ideal for helping to divert spray, mud and stones away from the windscreen.



# SPECIFICATIONS

## ENVIRONMENTAL PERFORMANCE

	2.4 litre D-4D (150 HP) 6-Speed Manual	2.4 litre D-4D (150 HP) 6-Speed Automatic
Fuel consumption – Combined (mpg)	39.8*–40.4	36.2
Fuel consumption – Urban (mpg)	34.0*–34.4	29.7
Fuel consumption – Extra Urban (mpg)	44.1*–44.8	42.2
Fuel tank capacity (litres)	80	80
CO <sub>2</sub> Combined (g/km)	185/187*	204
CO <sub>2</sub> Urban (g/km)	216/218*	250
CO <sub>2</sub> Extra Urban (g/km)	167/168*	177
Euro class	EURO 6	EURO 6
Carbon Monoxide, CO (mg/km)	136	74
Sound level drive by (dB(A))	72	69
Nitrogen Oxides, NO <sub>x</sub> (mg/km)	82.2	76.7
Hydrocarbons, THC & Nitrogen Oxides, NO <sub>x</sub> (mg/km)	95.4	85.4

**Quoted mpg & CO<sub>2</sub> figures:** All mpg and CO<sub>2</sub> emissions figures stated in this brochure are sourced from official EU-regulated tests. These are provided for comparability purposes and may not reflect your actual driving experience. For further information please see the back cover of this brochure.

## ENGINE

	2.4 litre D-4D (150 HP) 6-Speed Manual	2.4 litre D-4D (150 HP) 6-Speed Automatic
Engine code	2GD	2GD
Number of cylinders	4, in line	4, in line
Valve mechanism	16-valve DOHC	16-valve DOHC
Fuel injection system	Fuel injection with common rail	Fuel injection with common rail
Displacement (cc)	2393	2393
Bore x stroke (mm x mm)	92.0 x 90.0	92.0 x 90.0
Compression ratio	15.6:1	15.6:1
Maximum output (DIN hp)	150	150
Maximum output (kW@rpm)	110/3400	110/3400
Maximum torque (Nm)	400	400



TRANSMISSION	2.4 litre D-4D (150 HP) 6-Speed Manual	2.4 litre D-4D (150 HP) 6-Speed Automatic
Transmission type	Manual	Automatic
Gear 1	4.784	3.600
Gear 2	2.423	2.090
Gear 3	1.443	1.488
Gear 4	1.000	1.000
Gear 5	0.777	0.687
Gear 6	0.643	0.580
Number of speeds	6	—
Reverse gear	4.066	3.732
Differential gear ratio	3.583	4.100
PERFORMANCE	2.4 litre D-4D (150 HP) 6-Speed Manual	2.4 litre D-4D (150 HP) 6-Speed Automatic
Maximum speed (mph) <sup>§</sup>	106	106
Acceleration 0–62 mph (secs)	12.8	12.3
SUSPENSION		
Front	Double wishbone	
Rear	Leaf spring rigid axle	
BRAKES		
Front	Ventilated disc	
Rear	Drum	

\* Single Cab.      <sup>§</sup> Under UK road regulations, there are speed restrictions that are specific to commercial vehicles. Please refer to the Highway Code for more information.

# SPECIFICATIONS

## DIMENSIONS

	Single Cab	Extra Cab	Double Cab
Length (mm)	5330	5330	5330
Width (mm)	1800	1855	1855
Height (mm)	1795	1810	1815
Front tread (mm)	1500	1540	1540
Rear tread (mm)	1510	1550	1550
Overhang front (mm)	1000	1000	1000
Overhang rear (mm)	1250	1250	1250
Wheelbase (mm)	3085	3085	3085
Turning radius tyre (m)	6.4	6.4	6.4
Interior length (mm)	1732	1732	1732
Interior height (mm)	1175	1175	1170
Deck length (mm)	2315	1810	1525
Deck width (mm)	1575	1540	1540
Deck height (mm)	480	480	480
Boot capacity, length (mm)	1555	1555	1555

## WEIGHTS


	Active			Icon	Invincible/Invincible X
	Single Cab	Extra Cab	Double Cab	Double Cab	Double Cab
Gross vehicle weight – total (kg)	3080	3150	3210	3210	3210
Kerb weight (kg)	1975	2050	2095	2090	2095
Payload (kg)	1105	1100	1115	1120	1115
Maximum trailer weight – braked (kg)	3500	3200	3200–3500	3200–3500	3200–3500
Maximum trailer weight – unbraked (kg)	750	750	750	750	750
Gross train weight – total (kg)*	5850	5850	5850	5850	5850
Front axle plated mass (kg)	1420	1420	1420	1420	1420
Rear axle plated mass (kg)	1920	1920	1920	1920	1920

\* The Gross Train Weight (GTW) is the combined weight of the vehicle (including passengers and cargo) plus the loaded trailer weight. The total combined weight must not exceed this quoted limit.



1500 mm

1800 mm



3085 mm

5330 mm

1795 mm



1510 mm

1800 mm



1540 mm

1855 mm



3085 mm

5330 mm

1810 mm



1550 mm

1855 mm



1540 mm

1855 mm



3085 mm

5330 mm

1815 mm



1550 mm

1855 mm



# SPECIFICATIONS

OFF ROAD	2.4 litre D-4D (150 HP) 6-Speed Manual	2.4 litre D-4D (150 HP) 6-Speed Automatic
Min. running ground clearance (mm)	277*/289 <sup>§</sup> /293 <sup>°</sup>	293
Approach angle (°)	30*/31	31
Departure angle (°)	25*/26	26

WHEELS & TYRES	Active	Icon	Invincible	Invincible X
17" silver steel wheels (SC only)	●**	—	—	—
17" black steel wheels (EC & DC only)	● <sup>§§</sup>	—	—	—
17" alloy wheels (6-spoke)	—	●	—	—
18" bi-tone grey & machine-faced alloy wheels (6-spoke)	—	—	●	—
18" black machine-faced alloy wheels (6-spoke)	—	—	—	●
All-terrain tyres	●	●	—	—
Highway terrain tyres	—	—	●	●
Full spare steel wheel	●	●	—	—
Full spare alloy wheel	—	—	●	●

\* Single Cab.    § Extra Cab.    ° Double Cab.    \*\* Standard on 2.4 litre D-4D (150 HP) Single Cab 6-Speed Manual.    §§ Not available on 2.4 litre D-4D (150 HP) Single Cab 6-Speed Manual.

°° Optional with Style Pack.    \*\*\* A Silver HILUX decal is fitted to vehicles with Galaxy Black or Nebula Blue body paint. A Black HILUX decal is fitted on all other body paints.

# EQUIPMENT

EXTERIOR STYLING	Active	Icon	Invincible	Invincible X
Black upper front grille	●	—	—	—
Chrome upper front grille	—	●	●	●
Black surrounds on front fog lamps	—	●	●	—
Chrome surrounds on front fog lamps	—	○ <sup>oo</sup>	○ <sup>oo</sup>	●
Chrome headlight and rear light surrounds	—	—	—	●
Black front bumper	●	—	—	—
Body-coloured front bumper	—	●	●	●
Black rear bumper	●	—	—	—
Chrome-plated rear bumper	—	●	●	●
Chrome bumper trim	—	—	—	●
Black door mirrors	●	—	—	—
Chrome door mirrors	—	●	●	●
Black door handles	●	—	—	—
Chrome door handles	—	●	●	●
Black tailgate release handle	● <sup>ss</sup>	—	—	—
Chrome tailgate release handle	—	●	●	●
Chrome door belt moulding	—	—	●	●
Chrome window frame	—	—	●	●
Privacy glass on rear windows	—	●	●	●
Hilux tailgate decal***	—	—	—	●

EXTERIOR COMFORT	Active	Icon	Invincible	Invincible X
Follow-me-home headlights	●	●	●	●
Dusk-sensing headlights	●	●	●	●

EXTERIOR COMFORT	Active	Icon	Invincible	Invincible X
Heated and power-adjustable door mirrors	●	●	●	●
Power-retractable door mirrors	—	●	●	●
Remote door locks	●	●	●	●
Keyless Entry & Push-button Start	—	—	●	●
Tailgate release handle	● <sup>ss</sup>	●	●	●
Lockable tailgate	● <sup>ss</sup>	●	●	●
Side steps	—	●	—	—
Chrome side bars with integrated steps	—	—	●	●

INTERIOR STYLING	Active	Icon	Invincible	Invincible X
4-spoke urethane steering wheel	●	—	—	—
4-spoke leather steering wheel	—	●	●	●
Silver insert on steering wheel	●	●	●	●
Black insert on centre console	●	—	—	—
Silver insert on centre console	—	●	—	—
Silver and chrome insert on centre console	—	—	●	●
Leather gear shift	—	●	●	●
Chrome insert on gear shift	—	●	●	●
Black gear shift surround	●	—	—	—
Chrome gear shift surround	—	●	●	●
Silver gear shift surround on centre console	—	●	●	●
Urethane handbrake	●	●	●	●
Chrome button on handbrake	—	●	●	●

● = Standard

○ = Optional

— = Not available

# EQUIPMENT

## INTERIOR STYLING

	Active	Icon	Invincible	Invincible X
Urethane armrest on front console box	●	—	—	—
Fabric armrest on front console box	—	●	—	—
Leather-like armrest on front console box	—	—	●	●
Padded armrest on front console box	—	●	●	●
Silver insert on front console box	—	●	●	●
Chrome insert on centre and side air vents	—	●	●	●
Black side air vent surrounds	●	—	—	—
Silver side air vent surrounds	—	●	●	●
Black fabric front door armrests	●	●	●	●
Chrome interior door handles	—	●	●	●
Scuff plates	—	○*	○*	●

## INTERIOR COMFORT

	Active	Icon	Invincible	Invincible X
Push-button start	—	—	●	●
Manual tilting and telescopic steering wheel	●	●	●	●
Manual day/night rear-view mirror	●	●	●	●
Manual air conditioning	●	●	—	—
Automatic air conditioning	—	—	●	●
Clean air filter	●	●	●	●
Pollen air filter	●	●	●	●
Fabric rear armrest	—	●	●	●
Manually height-adjustable driver's seat	—	●	●	●

## INTERIOR COMFORT

	Active	Icon	Invincible	Invincible X
Single tip-up rear bench	— <sup>§</sup>	—	—	—
60:40 split tip-up rear bench	—	●	●	●
Rear passenger footwell heating	●	●	●	●
Front and rear power windows	●	●	●	●
Anti-jam protection on power windows	—	—	●	●
Anti-jam protection on driver's window only	●	●	—	—
Power passenger window lock	●	●	●	●
Driver's & front passenger personal lamps	●	●	●	●
Centre room lamp	● <sup>°</sup>	●	●	●
Door courtesy lamp	●	●	●	●
Illuminated entry system	●	●	●	●
Mirror on driver's sun visor	●	●	●	●
Mirror on passenger sun visor	—	●	●	●
Front 12V power outlet	●	—	—	—
Front 12V power outlet (2)	—	●	●	●
Front 220V power outlet (in armrest, 2 pin)	—	●	●	●
Power door locks	●	●	●	●
Child safety door locks	— <sup>§</sup>	●	●	●
Key reminder warning	●	●	●	●
Monochrome LCD display	●	—	—	—
4.2" TFT multi-information display	—	●	●	●
ECO-driving indicator	●	●	●	●
4WD switch on driver's side	●	●	●	●
ECO-driving switch on centre console	●	●	●	●



INTERIOR COMFORT	Active	Icon	Invincible	Invincible X
Power mode switch on centre console	●	●	●	●
Audio switches on steering wheel	●	●	●	●
Multimedia switches on steering wheel	●	●	●	●
Telephone switch on steering wheel	●	●	●	●

STORAGE	Active	Icon	Invincible	Invincible X
Front console box	●	●	●	●
Slow-opening lower glovebox	—	●	●	●
Lockable glovebox	●	●	●	●
Front cool box	●	●	●	●
Rear passenger coat hooks (2)	— <sup>§</sup>	●	●	●
Ticket holder on driver's sun visor	●	●	●	●
Sunglasses holder	●	●	●	●
Driver's & passenger seatback pockets	● <sup>°</sup>	●	●	●
Seatback pocket shopping bag hooks	—	●	●	●

MULTIMEDIA	Active	Icon	Invincible	Invincible X
Radio and CD player with WMA and MP3	●	—	—	—
Toyota Touch® 2 multimedia system with 7" display	—	●	●	●
2 speakers	● <sup>**</sup>	—	—	—
4 speakers	● <sup>°</sup>	—	—	—

MULTIMEDIA	Active	Icon	Invincible	Invincible X
6 speakers	—	●	●	●
Aux-in connector	●	●	●	●
USB connector	●	●	●	●
Bluetooth® connectivity	●	●	●	●
Digital Audio Broadcasting (DAB)	—	●	●	●

SAFETY	Active	Icon	Invincible	Invincible X
Toyota Safety Sense (Pre-Collision System with Pedestrian Detection, Lane Departure Alert, Road Sign Assist)	○ <sup>§§</sup>	○	●	●
Anti-lock Braking System (ABS) with Electronic Brake force Distribution (EBD)	●	●	●	●
Brake Assist (BA)	●	●	●	●
Emergency Brake-light Signal (EBS)	●	●	●	●
Multi-reflector halogen headlamps	●	●	—	—
LED headlamps	—	—	●	●
Manual headlamp levelling	●	●	—	—
Automatic headlamp levelling	—	—	●	●
Headlamp cleaners	—	●	●	●

● = Standard      ○ = Optional      — = Not available

\* Optional with Style Pack.

<sup>§</sup> Standard on 2.4 litre D-4D (150 HP) Double Cab 6-Speed Manual.

<sup>°</sup> Not available on 2.4 litre D-4D (150 HP) Single Cab 6-Speed Manual.

<sup>\*\*</sup> Standard on 2.4 litre D-4D (150 HP) Single Cab 6-Speed Manual.

<sup>§§</sup> The Toyota Safety Sense option on Active grade includes cruise control and excludes Road Sign Assist.

# EQUIPMENT

SAFETY	Active	Icon	Invincible	Invincible X
Front fog lamps	—	●	●	●
Daytime running lights (bulb type)	●	●	—	—
Daytime running lights (LED type)	—	—	●	●
Turning signal integrated in door mirrors	●*	●	●	●
Cruise control	○ <sup>§</sup>	●	●	●
Vehicle Stability Control (VSC)	●	●	●	●
Trailer Sway Control (TSC)	●	●	●	●
Active Traction Control (A-TRC)	●	●	●	●
Hill-start Assist Control (HAC)	●	●	●	●
Downhill Assist Control (DAC)	—	●	●	●
Reversing camera	—	●	●	●
Immobiliser	●	●	●	●
Front seat belt reminder	●	●	●	●
Rear seat belt reminder	— <sup>°</sup>	●	●	●
Pre-tensioners and force limiters	●*	●	●	●
Supplemental Restraint System (SRS) airbags – 7 airbags	●	●	●	●
ISOFIX seat fixing	— <sup>°</sup>	●	●	●
Driver's & front passenger Whiplash Injury Lessening (WIL) seats	●	●	●	●
Rear headrests (2)	—**	—	—	—
Rear headrests (3)	— <sup>°</sup>	●	●	●

PERFORMANCE, TRANSPORT & PROTECTION	Active	Icon	Invincible	Invincible X
Rear differential lock	●	●	●	●
Inner load hooks on cargo deck	●*	●	●	●
Outer load hooks on cargo deck	— <sup>§§</sup>	—	—	—
Narrow fenders	— <sup>§§</sup>	—	—	—
Wide fenders	●*	●	●	●
Cabin-protection deck frame	●	—	—	—
Underbody protection cover	●	●	●	●
Front and rear mudguards	●	●	●	●

PACKS	Active	Icon	Invincible	Invincible X
Alarm	○	○	○	○
Toyota Safety Sense (Pre-Collision System with Pedestrian Detection, Lane Departure Alert, Road Sign Assist)	○ <sup>°°</sup>	○	●	●
Parking Pack	○	○	○	●
17" 6-spoke black machine-faced alloy wheels	○*	○	—	—
17" 6-double-spoke black machine-faced alloy wheels	○*	○	—	—
Flanged towbar with 7-pin electrics	○	○	○	○
Flanged towbar with 13-pin electrics	○	○	○	○
Flanged towbar with 7-pin electrics and ball & pin	○	○	○	○

PACKS	Active	Icon	Invincible	Invincible X
Flanged towbar with 13-pin electrics and ball & pin	○	○	○	○
Style Pack	—	○	○	—
Entertainment system – single iPad® holder	—	○	○	○
Entertainment system – twin iPad® holders	—	○	○	○
Entertainment system – single DVD player	—	○	○	○
Entertainment system – single iPad® holder and single DVD player	—	○	○	○
Entertainment system – twin DVD players (master & slave)	—	○	○	○
Entertainment system – twin DVD players (master & master)	—	○	○	○
Toyota Touch® 2 with Go	—	○	○	●
Leather interior	—	—	○	●
Aluminium roll cover with plastic bedliner	—	○	○	○
Aluminium roll cover with plastic bedliner and Hi-over bar	—	○	○	○

PACKS	Active	Icon	Invincible	Invincible X
Aluminium roll cover with LINE-X® bedliner	—	○	○	○
Aluminium roll cover with LINE-X® bedliner and Hi-over bar	—	○	○	○
Hard tonneau cover with plastic bedliner	—	○	○	○
Hard tonneau cover with plastic bedliner and Hi-over bar	—	○	○	○
Hard tonneau cover with LINE-X® bedliner	—	○	○	○
Hard tonneau cover with LINE-X® bedliner and Hi-over bar	—	○	○	○

● = Standard    ○ = Optional    — = Not available

\* Not available on 2.4 litre D-4D (150 HP) Single Cab 6-Speed Manual.

§ Optional with Toyota Safety Sense.

° Standard on 2.4 litre D-4D (150 HP) Double Cab 6-Speed Manual.

\*\* Standard on 2.4 litre D-4D (150 HP) Extra Cab (4-door) 6-Speed Manual.

§§ Standard on 2.4 litre D-4D (150 HP) Single Cab 6-Speed Manual.

°° The Toyota Safety Sense option on Active grade includes cruise control and excludes Road Sign Assist.



# GLOSSARY

LEARN MORE ABOUT THE ADVANCED ENGINEERING, SOPHISTICATED SAFETY SYSTEMS AND HI-TECH EQUIPMENT THAT MAKE HILUX A NATURAL LEADER.\*

\* Availability of technology is dependent on vehicle grade.



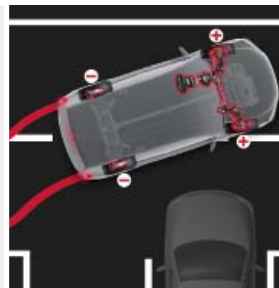
## **Follow-me-home headlights**

Activated by the driver for added safety and practicality at night, the headlights remain lit for 30 seconds after parking your vehicle to illuminate your path to the front door.



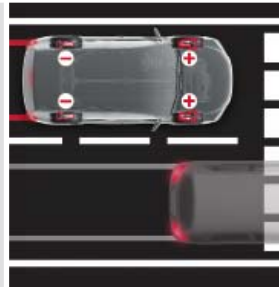
## **Keyless Entry & Push-button Start**

Instead of a conventional key, the Keyless Entry & Push-button Start System features a transmitter that allows you to unlock the doors by pulling the handle and lock them again by pressing a button. To start or stop the engine, simply press the Start/Stop button. All you need to do is carry the Keyless Entry key in your pocket or handbag.



## **Anti-lock Braking System (ABS) with Electronic Brake force Distribution (EBD)**

ABS prevents the wheels from locking while braking. EBD complements this by optimising brake force distribution between each wheel to compensate for different loads. Together the two systems help you to maintain steering control when braking heavily.



## **Brake Assist (BA)**

If you attempt an emergency stop, BA will detect this and apply additional brake pressure. This enables ABS to work to its maximum potential.

**Vehicle Stability Control (VSC)**

VSC automatically activates each individual brake as needed and controls engine output to help maintain stability and prevent skidding when turning sharply or cornering on slippery road surfaces.

**Trailer Sway Control (TSC)**

TSC suppresses any trailer sway caused by wind, bumpy roads or steering etc. whenever you are towing. With sensors detecting yaw, acceleration and steering, TSC uses deceleration control and yaw moment to limit sway. The slip indicator bleeps when TSC is activated, and to warn drivers behind, the stop lamps are illuminated.

# GLOSSARY

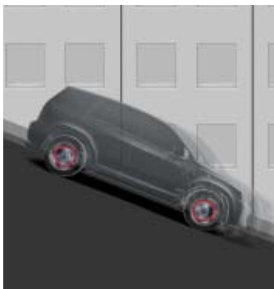
LEARN MORE ABOUT THE ADVANCED ENGINEERING, SOPHISTICATED SAFETY SYSTEMS AND HI-TECH EQUIPMENT THAT MAKE HILUX A NATURAL LEADER.\*

\* Availability of technology is dependent on vehicle grade.



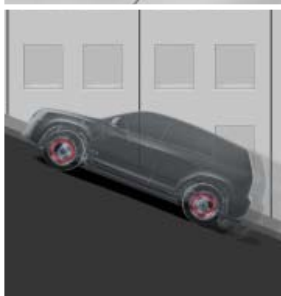
## Active Traction Control (A-TRC)

Designed for on- and off-road, A-TRC helps to keep you moving in the most adverse conditions. This intelligent traction control applies brake force to one wheel that may be slipping, while distributing power evenly between the three that are not.



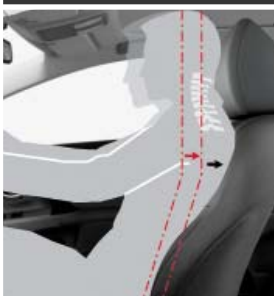
## Downhill Assist Control (DAC)

When descending off-road, DAC applies individual brakes to keep the vehicle stable and maintain its speed between 5 and 7 km/h. DAC works in forward or reverse, and when activated it requires no pedal input from the driver.



## Hill-start Assist Control (HAC)

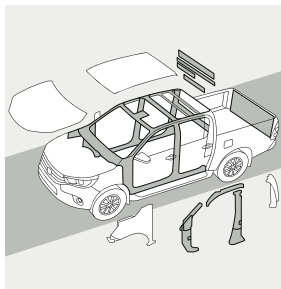
HAC helps to ensure a smooth start on steep inclines by applying the brakes for up to 2 seconds after the brake pedal is released. This prevents the vehicle from rolling back. It is activated by pushing the brake pedal harder after stopping as long as the transmission shift lever is in any forward gear position.




## Driver's and front passenger Whiplash Injury Lessening (WIL) seats

During an impact at lower speeds and particularly from the rear, WIL seats and headrests cushion the head and back. This reduces the risk of whiplash injuries.



**Robust body**

All the sections of the body structure, including crossmembers, side rails and suspension towers, have been reinforced for exceptionally high rigidity.

**Supplemental Restraint System (SRS) – 7 airbags (Double Cab)**

This model is fitted with seven airbags. They include driver's knee airbag, SRS airbags for both driver and front passenger, side airbags for the front seats, and SRS curtain shield airbags covering both the front and rear seat passengers.

# OWNING YOUR NEW HILUX

## Servicing your Toyota

Toyota Fixed Price Servicing means you will be sure to know the cost of your service up front. Expertly trained technicians using only genuine Toyota parts will carry out your service at one of over 200 Authorised Toyota Service Centres. The technicians will advise you on the correct service for your vehicle based on the vehicle's age, mileage and service history.

For more information visit [toyota.co.uk/service](http://toyota.co.uk/service)

## Service Plans

Inflation-proof pricing with a monthly or one-off payment plan means one less thing to worry about. With Toyota Service Plans the price you're quoted is guaranteed for the duration of your plan. The service, parts and labour are all paid for either in monthly instalments or as a one-off payment at the beginning of your plan.

For more information visit [toyota.co.uk/service](http://toyota.co.uk/service)

## Toyota Fixed Price Repairs using Genuine Parts

We offer fixed prices on a number of repair items for your Toyota giving you peace of mind when it comes to managing costs. Also don't forget we only use genuine Toyota parts, all of which come with at least 12 months' warranty (some even offer unlimited mileage warranties); and your vehicle will always be dealt with by a trained Toyota Technician.

For more information visit [toyota.co.uk/repairs](http://toyota.co.uk/repairs)

## My Toyota

Whether you're a long-term owner or have recently taken delivery of a new Toyota, there are lots of reasons to join **My Toyota**. Packed with time-saving and convenient features, **My Toyota** ensures everything you need to manage your vehicle ownership is in one place. You'll also gain access to **My Rewards** where you can enjoy great offers and discounts from big brands on everything from family days out to pampering as well as everyday deals.

For more information visit [toyota.co.uk/mytoyota](http://toyota.co.uk/mytoyota) or download the **My Toyota** Europe app\* now available on iTunes and Android.



## Toyota Accessories

Toyota accessories are designed and manufactured with the same care, quality and attention to detail as Toyota vehicles. Tailor-made for your Toyota, they fit perfectly and add a personal touch of style, comfort and practicality. Also, because they've been tested under the most severe conditions, you can have complete confidence in their reliability and durability. To add to the reassurance, every genuine Toyota accessory has a 5-year warranty when purchased together with the vehicle.

For more information visit [toyota.co.uk/accessories](http://toyota.co.uk/accessories)

## Toyota Roadside Assistance

When you buy a Toyota you will automatically receive 12 months' AA Roadside Assistance in the UK and Europe, free of charge. After the first year the cost of Toyota Roadside Assistance is £7 per month if paid by monthly Direct Debit, £72 per annum if paid by annual Direct Debit, and £76 per annum when paid by all other payment methods.<sup>§</sup>

For full terms and conditions please visit [toyota.co.uk/roadsideterms](http://toyota.co.uk/roadsideterms)

## 5-Year Toyota Warranty

Every new Toyota comes with a 5-year/100,000-mile (whichever comes first) manufacturer's warranty, covering you against the unlikely event of a manufacturing defect causing a mechanical fault.

For full details, please ask your official Toyota Centre or visit [toyota.co.uk/5yearwarranty](http://toyota.co.uk/5yearwarranty)

## Corrosion Cover

The 6-year unlimited mileage cover protects against rust perforation affecting sheet metal body panels as a result of a manufacturing fault. This warranty can also be transferred to any future owner throughout the 6-year period. On pick-up beds the corrosion cover term is 3 years.

## Rust and Paint Cover

The 3-year unlimited mileage cover protects against defects and surface rust as a result of a manufacturing fault. On pick-up beds the rust and paint cover term is 1 year.

\* Features on desktop and app vary.

§ Prices correct at time of going to print.

### Toyota Extended Warranty

You have the choice of either the unlimited mileage cover or the low-user option that restricts you to 10,000 miles per year. You also have a choice between 12 and 24 months' cover (subject to vehicle eligibility). The 24-month option will show a saving over two 12-month Toyota Extended Warranty policies and is available with the low-user option at 10,000 miles per year over 24 months.

The Toyota Extended Warranty can be renewed until the vehicle is 8 years old, and if a part covered by the Toyota Extended Warranty suffers electrical or mechanical failure at any time during the term, Toyota is committed to fixing it. You don't pay for replacement parts or labour.

For more information visit [toyota.co.uk/extendedwarranty](https://toyota.co.uk/extendedwarranty)

### Toyota Motor Insurance

Toyota Motor Insurance is available for Toyota owners at competitive premiums. To obtain details of the benefits included and to arrange a quotation, please contact your local Toyota Centre or call 0800 350 500.

### Flexible Finance from Toyota Financial Services

All our plans offer easy budgeting and peace of mind and **AccessToyota** brings these benefits together in one flexible package.

Toyota Financial Services, Great Burgh, Burgh Heath, Epsom, Surrey, KT18 5UZ.

Finance subject to status to over 18s only. Indemnities may be required. Terms and conditions apply.

TFS is authorised and regulated by the Financial Conduct Authority.





# PLAYING IN THE SANDPIT

## LEGENDARY TOUGHNESS SINCE 1968

The Hilux is deservedly proud of its long history of resilience. Ever since its launch in 1968, this iconic pick-up has left its mark wherever it goes. It has travelled the world, racing through the African desert, conquering volcanoes, exploring the Amazon and reaching the North Pole. In 2015, a Hilux climbed the podium of the Dakar Rally once again to celebrate its third top-three finish in four years. Hilux's legendary strength and reliability are renowned across the globe. No wonder it's the most sold pick-up in the world.

**SCAN THIS PAGE.**  
Discover more exciting  
photographs from last  
year's winning team at  
the Dakar Rally.



From Buenos Aires, Salta  
and Rosario 2016 Dakar  
Rally, to the North Pole: the  
Hilux has been triumphant  
in the most unforgiving  
environments for nearly  
half a century.





ALWAYS A  
BETTER WAY

# JUST ANOTHER HILUX DAY.

[www.toyota.co.uk/hilux](http://www.toyota.co.uk/hilux)



To continue your  
experience scan  
this QR code.

While every effort is made to reproduce accurate information, we reserve the right to change specifications, equipment and availability without prior notice. This brochure cannot be regarded as infallible (some of the vehicles shown may not be to exact UK specification), and as such does not constitute an offer for sale of any particular vehicle or specification. For the latest specification and availability, we ask that you contact your local Toyota Centre. Vehicle body colours may differ slightly from the printed images in this brochure. The readability of QR codes present in this brochure may differ according to the scanner used. Toyota cannot be held responsible should your device not be able to read any QR codes or interactive content markers.

**Quoted mpg & CO<sub>2</sub> figures:** All mpg and CO<sub>2</sub> emissions figures quoted in this brochure are sourced from official EU-regulated test results. These are provided for comparability purposes only and may not reflect your actual driving experience. Fuel consumption varies significantly depending on a number of factors, including driving style, conditions, speed and vehicle weight. In order to allow consumers to compare and make an informed choice between one vehicle and another, there is a European Commission standard (93/116/EC and 692/2008) to measure fuel consumption. This common standard must be adhered to by all manufacturers selling motor vehicles in the EU and is the basis for fuel consumption figures published by each manufacturer. For further information please visit [www.dft.gov.uk/vca/fcb/faqs-fuel-consumption.asp](http://www.dft.gov.uk/vca/fcb/faqs-fuel-consumption.asp) or speak to your local Toyota Centre.

The use of the term 'Toyota Accessories' should not be taken to imply that the products on the accessory pages are actually manufactured by the Toyota Motor Corporation or Toyota (GB) PLC. The After Sales Division is continually updating and changing specifications of accessories and reserves the right to do so at any time without prior notice.

© 2017 by Toyota Motor Europe NV/SA ('TME'). No part of this publication may in any way be reproduced without the prior written approval of Toyota (GB) PLC.



Toyota UK



@ToyotaGB

GBNGV-0616B-HX January 2017