

Land Cruiser



TOYOTA

ALWAYS A
BETTER WAY



5 year
TOYOTA
WARRANTY



Still unrivalled

The Land Cruiser takes you from the heart of the city to the rugged terrain of the wilderness, with style, reliability and true Toyota innovation.

More than 60 years of worldwide driving experience have made the Land Cruiser what it is today – a vehicle engineered and evolved to take on the most extreme driving challenges on Earth, with athletic manoeuvrability, rock-solid stability and uncompromised on-road comfort.



Design

A sleek design includes a bold front grille, powerful LED headlamps and rear light clusters.



4x4 Technology

Whether city streets or off-road terrain, the advanced 4x4 technology gives you the freedom to go anywhere.



Comfort

Travel in comfort and style with state-of-the-art interior technology and versatile seating.



Heritage

With over 60 years of unrivalled driving experience in more than 150 countries, the Land Cruiser is truly unstoppable.

Refinement that's unparalleled

The Land Cruiser is an iconic blend of stunning design and impressive functionality.

It's as agile as it is robust. LED front headlamps* featuring Daytime Running Lights (DRLs), an imposing front grille and fog lamps give it serious urban appeal and off-road presence. LED rear combination lights and a strong rear design complete a new look that makes this the most attractive Land Cruiser yet.

* Not available on Active grade.





Drive anywhere

The Land Cruiser's full-time 4WD and multi-terrain management system*, make conquering any landscape easy.

Together, the electronically modulated Kinetic Dynamic Suspension System[§] (KDSS) and Adaptive Variable Suspension*[°] (AVS) provide unrivalled control, comfort and stability.

Dynamic handling is made easy with Variable Flow Control[°] (VFC). This advanced technology provides a more solid and refined drive.

* Standard on Invincible and Invincible X grades.

§ Standard on Icon, Invincible and Invincible X grades.

° More details on page 19.





Model shown: Invincible grade.

State-of-the-art functionality

Intelligent controls on the steering wheel give you access to rear, front and side camera views*, your phone, Bluetooth®, voice recognition and Toyota Touch® 2 with Go navigation system[§]. Harmonised illumination and premium upholstery are just some of the improved features inside the Land Cruiser; features that turn your travel experience from a necessity into a delight. The centre console houses a state-of-the-art satellite navigation system[§] and a premium JBL audio system[§], to keep you informed and entertained on the road.

* Standard on Invincible and Invincible X grades.

[§] Standard on Icon, Invincible and Invincible X grades.





Model shown: Invincible grade.



Interior refinement

The spacious interior of the Land Cruiser blends natural materials, triple-zone air conditioning* and clever storage compartments with innovative, hassle-free solutions like Smart Entry and Start System.

Comfortable seating, designed to provide space to stretch on long journeys and promote healthy posture, accommodates all shapes and sizes perfectly.

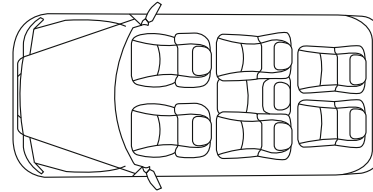
* Standard on Icon, Invincible and Invincible X grades.



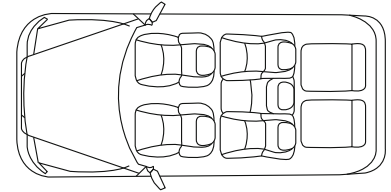
As your adventure unfolds

Whether you need space for passengers or for baggage, the Toyota Easy Flat seat system provides multiple configurations for maximum versatility. You can fold flat the second and third rows for transporting as much luggage as you need for a trip around the world, or a spontaneous city break.

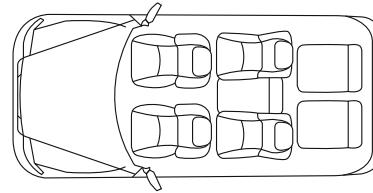
Model shown: Invincible grade with Ortaka ivory leather.



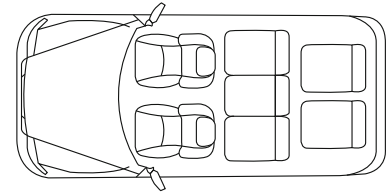
7 people travelling
All seats up.



5 people travelling
3rd row stowed.



4 people travelling
2nd row centre seat folded down.
3rd row stowed.



2 people travelling
2nd row seating folded down.
3rd row stowed.

Versatile seating

The second row seats fold with a 40:20:40 split* and the 3rd row folds electronically[§], featuring a central 50:50 split with underfloor seat storage. And with a rear glass hatch window for loading that operates easily with one hand, the Land Cruiser opens up a multitude of options for stowing your luggage easily on a completely flat surface area.

* Only 5-door model available with 7 seats.

[§] Icon, Invincible and Invincible X grades only.



Unbeatable power

The Land Cruiser is equally at home navigating city back streets, cruising the fast lane or ascending a mountain dirt track. A refined and powerful 2.8 litre diesel engine provides both outstanding performance and up to 39.2 mpg*.

Engine	Power	Fuel consumption [§]	CO ₂ emissions [§]	Acceleration	Available on
2.8 Diesel 5-Speed Manual	177 DIN hp	39.2 mpg	190 g/km	12.1 secs 0–62 mph	Active (3-door)
2.8 Diesel 6-Speed Manual	177 DIN hp	38.2 mpg	194 g/km	12.1 secs 0–62 mph	Active (5-door) and Icon
2.8 Diesel Automatic	177 DIN hp	38.2 mpg	194 g/km	12.7 secs 0–62 mph	Active (5-door), Icon, Invincible and Invincible X

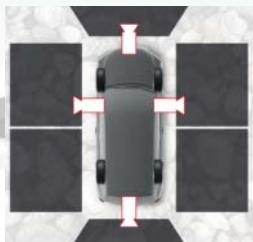
* 3-door, combined cycle. § Combined cycle. For full mpg and CO₂ emissions data please see page 50. Mpg and CO₂ data sourced from EU tests. For more information please see the back cover.

Off-road technology

What makes the new Land Cruiser such a pleasure to drive off-road is an abundance of innovative technology that's become synonymous with Toyota.



Multi-Terrain Select (MTS)*
Tackle any scenario with a choice of five terrain modes – 'Rock', 'Rock & Dirt', 'Loose Rock', 'Mogul' and 'Mud & Sand'. The vehicle's throttle, braking and traction control systems are automatically modified to suit the off-road conditions, providing maximum traction and control.



Multi-Terrain Monitor (MTM)* – 4 cameras
MTM allows you to see the road around, helping you stay on your intended course and avoid potential danger. The screen displays a choice of six live images from four exterior cameras. By simply pressing the multi-function switch on the steering wheel, you'll have an instant understanding of your surroundings.



Body-angle display[§]
In uneven off-road conditions it is often difficult to determine your exact steering direction. The Land Cruiser's 4.2" colour TFT multi-information display shows the body-angle guide lines to give you confidence in these situations.



Kinetic Dynamic Suspension System (KDSS)[§] – off-road
Drive off-road and remain firmly on the ground with greater traction. The stabiliser is disconnected. With the fluid now allowed to flow freely through the system, each wheel can move with much more independence on uneven ground. The resulting longer wheel travel provides uncompromised traction and stability on the roughest terrain.



Colour multi-information display[§]
A 4.2" colour TFT screen sitting comfortably at driver eye-level provides all vehicle information such as speed, steering wheel angle and Multi-Terrain Select display.



* Standard on Invincible and Invincible X grades.

§ Standard on Icon, Invincible and Invincible X grades.



Crawl Control[°]

Confidently tackle challenging off-road conditions without touching the accelerator or brake pedal – all you do is steer. Crawl Control automatically manages the engine and brakes to maintain a consistent crawling pace. Just press the 'CRAWL' button, select one of five speeds – and go. Speed can be changed on the move.

Downhill Assist Control (DAC)**

When driving down steep descents where deceleration by engine braking alone is not sufficient, DAC automatically controls the hydraulic pressure of all four brakes to maintain a constant speed. This helps to reduce wheel lock and enables even slippery descents to be negotiated at low, constant speed. Vibration on steep uneven descents is also reduced, ensuring vehicle stability.

Full-time 4WD

Maintain optimum traction in all conditions. Full-time 4WD varies torque distribution between front and rear wheels for optimal performance. Normal conditions require a 40:60 front/rear split. The new Land Cruiser gives you a range of 50:50 to 30:70 to meet the demands of any terrain.

Active Traction Control (A-TRC)

Traction is maintained or established through the selective distribution of torque to individual wheels, overcoming wheel spin and helping to stabilise when accelerating on slippery roads and in muddy conditions.

[°] Invincible and Invincible X grades only.

** 5-door only.

Robust body-on-frame construction

High tensile sheet metal is used to maintain a lightweight design and ensure strength and rigidity. Sound-absorbing and noise-cancelling materials contribute to a peaceful drive.

Manoeuvrability with an optimised turning radius

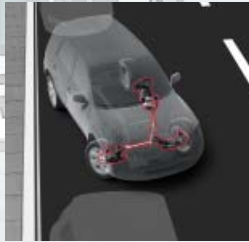
The Land Cruiser's proportions and minimum turning radius of 5.8m (5-door) provide agile and user-friendly handling, making it easy to drive with enhanced manoeuvrability and stability.



On-road technology

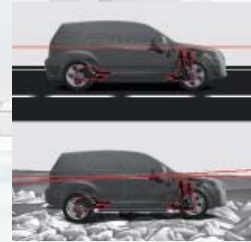
We've thought of everything, including a multitude of ways to make your on-road drive stress-free and more enjoyable.

On-road technology includes:



Variable Flow Control (VFC) power steering

VFC controls the flow of steering fluid in response to your travelling speed and steering movements. The flow increases at slow speeds to make the steering wheel easier to turn, then decreases at high speeds for a more solid and refined drive.



Adaptive Variable Suspension (AVS)*

AVS continuously adapts shock absorber damping in response to the road conditions and automatically selects the most appropriate ride mode: Comfort, Normal or Sport.



Adaptive Cruise Control (ACC)§

ACC goes beyond conventional cruise control, with a vehicle-to-vehicle distance control function that maintains a preset distance from the vehicle in front by matching its speed. Vehicle-to-vehicle distance control mode incorporates: constant speed control, deceleration/acceleration control and follow-up control.



Kinetic Dynamic Suspension System (KDSS) – on-road


KDSS is an electronically modulated hydraulic suspension system. On-road, highly responsive suspension with conventional anti-roll bars provides unrivalled steering agility and ride comfort.

* Standard on Invincible and Invincible X grades only.

§ Standard on Invincible and Invincible X grades, optional on Icon grade.

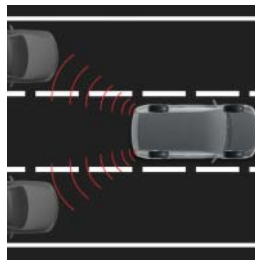
Unbeatable protection

Safety features on the Land Cruiser are second to none, so you're free to enjoy the journey ahead.



Multi-Terrain Anti-lock Braking System (ABS)

When driving with Multi-Terrain Select, the ABS controls the wheel lock on loose surfaces. It automatically adjusts to the terrain you are driving on to provide optimal braking performance.



Blind Spot Monitor (BSM)*

The BSM system allows the driver to manoeuvre more safely during lane changes. If the rear-mounted radar sensors detect a vehicle in your side or rear blind spot, a warning indicator will illuminate on the appropriate side mirror. Should you indicate to change lanes and a vehicle is in your blind spot, the warning indicators will flash to alert you that a lane change should be avoided.



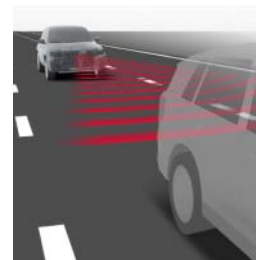
Rear Cross Traffic Alert (RCTA)*

RCTA allows you to reverse out of a parking space safely by detecting other vehicles approaching your blind spot area. Using quasi-millimetre wave radar, RCTA alerts you with a buzzer and flashing indicators on the outer mirrors.



Vehicle Stability Control (VSC)

VSC is a system that helps prevent side skids, and stabilises the vehicle while turning on a curve. When the vehicle senses a loss of traction or a slip, braking is automatically applied to all four individual wheels and engine power is reduced to help secure the safety of the vehicle curve.



Pre-Crash Safety (PCS) system*

The PCS system uses radar technology to predict possible collisions with vehicles or other obstacles ahead, and triggers a series of safety features. Audio-visual warnings are given, Brake Assist (BA) activates, seatbelts automatically tense and the automatic brake engages, even if there is no brake operation by the driver. This helps to lessen the potential impact and damage if a collision occurs.

* Standard on Invincible and Invincible X grades, optional on Icon grade.

§ 5-door only.

Supplemental Restraint System (SRS) airbags

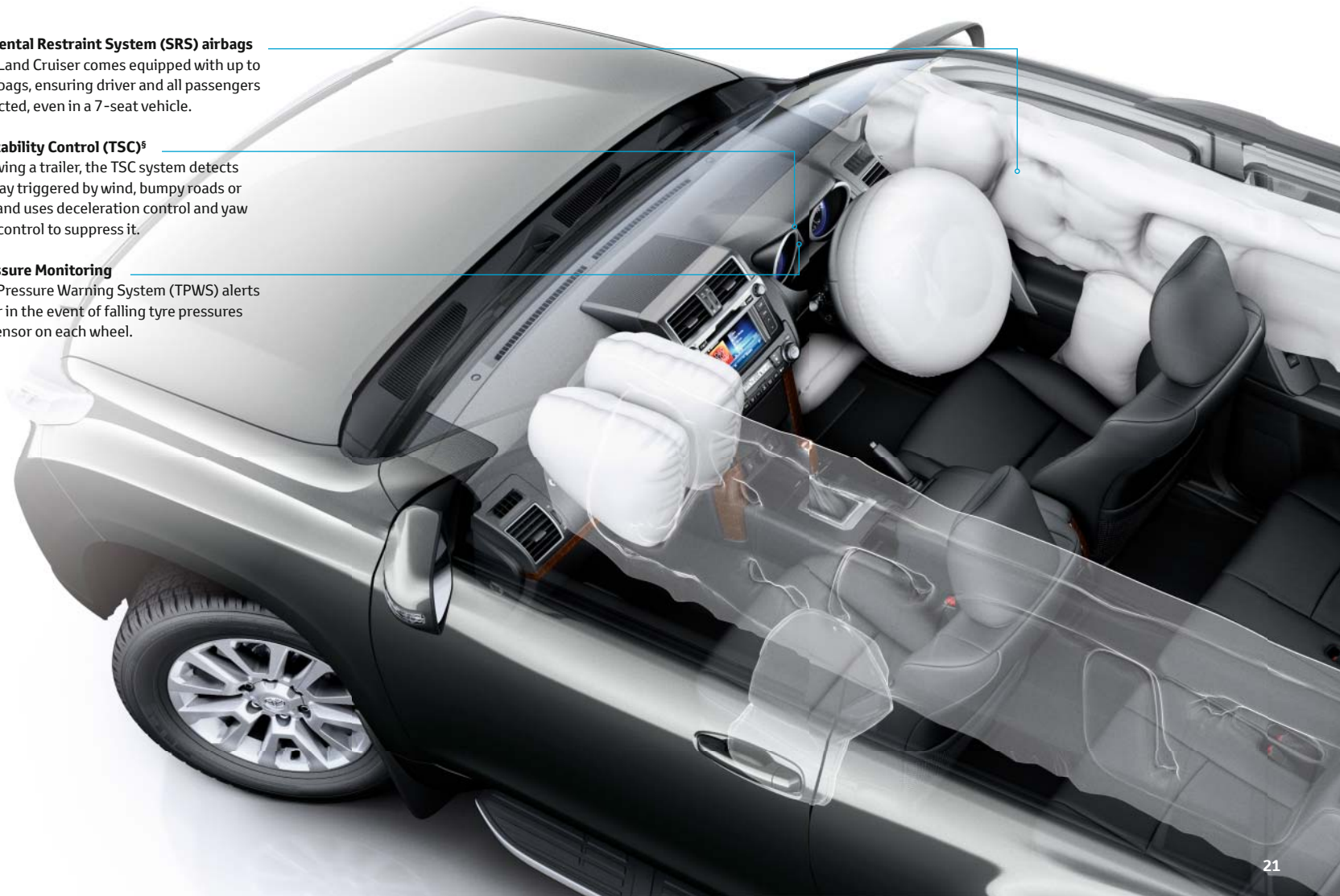
The new Land Cruiser comes equipped with up to seven airbags, ensuring driver and all passengers are protected, even in a 7-seat vehicle.

Trailer Stability Control (TSC)⁶

When towing a trailer, the TSC system detects trailer sway triggered by wind, bumpy roads or steering and uses deceleration control and yaw moment control to suppress it.

Tyre Pressure Monitoring

The Tyre Pressure Warning System (TPWS) alerts the driver in the event of falling tyre pressures using a sensor on each wheel.



A world of information and entertainment at your fingertips



TOYOTA TOUCH® 2*

The Toyota Touch® 2 multimedia system features an easy-to-use high resolution 7" colour touchscreen. It lets you access and monitor a range of information related to your car. From viewing trip data and climate control settings to customising a number of functions, such as door locks and lighting, you'll find everything you need to make your journeys more comfortable. The system also helps to take the stress out of parking with a reversing camera display.

The Toyota Touch® 2's advanced audio system lets you appreciate your favourite music in rich quality, and view album, artist and track information clearly, all via convenient Bluetooth® or USB connections. Additionally, your audio options can be accessed through the clear touchscreen, letting you select a wide choice of DAB+ stations or enjoy a favourite CD or MP3, so you can appreciate the full, crystal-clear multimedia experience with ease.





TOYOTA TOUCH® 2 WITH GO^s

Now with three years' free map care and connected services.

Toyota Touch® 2 with Go adds enhanced full map navigation as well as class-leading connected services, delivered through its wide range of apps. Intuitive navigation provides clear visual display of signposts, junctions and lane guidance as well as speed limit and speed camera warning.

The new Auto Navigation function lets you programme up to four destinations, for each day of the week. So when you set off within a departure window, your chosen

destination will be automatically activated and a route plotted. The system will also show you traffic information, making your daily commutes less of a grind.

In addition, the enhanced multimedia offering available on Invincible and Invincible X grades includes features such as 3D maps, voice recognition and text-to-speech.

Compatibility and Synchronisation: Device synchronisation and compatibility may depend on a number of factors including the device being used, software versions installed, inbox size and your mobile network. All features are developed to industry-wide standards. Toyota cannot guarantee that all devices will operate or be compatible with our vehicles.

* Standard on Active grade. ^s Optional on Active grade.



FULL MAP
NAVIGATION

NEW INTUITIVE
DETOUR FUNCTION

SPEED LIMIT &
SPEED CAMERA
WARNING

Discover a world of innovative services:

Breakthrough connected services are pre-installed in your system (Toyota Touch® 2 with Go) and are free for the first 3 years.

To activate and access these services simply create a **My Toyota** account and register your device. You can commence



Toyota Real-Time Traffic powered by TomTom

Works on real-time traffic flow, alerting you to slow-moving or queuing traffic, with the option to re-route your journey to avoid congestion and save time.



TRAFFIC MONITOR

Provides a clear visual display of any traffic incidents or congestion along your route, estimating any delay to your journey.



DETOUR OPTION

Offers specific information about traffic incidents along your route and suggests a detour option to save you time.



DETOUR INFORMATION

Gives you on-screen graphic information of a detour, along with the delay and additional mileage incurred compared with your current route, for informed journey planning.



Online Applications

Activate apps on your Toyota Touch® 2 with Go navigation system to keep you informed and entertained. Apps are available for everything from the weather, to fuel costs and available parking places, helping you to drive safely and more economically.



the registration process directly from within your vehicle in a few simple steps. By pairing/connecting your phone, you can

enjoy many benefits, including innovative Toyota Real-Time traffic powered by TomTom and Google Street View™.

TOYOTA ONLINE



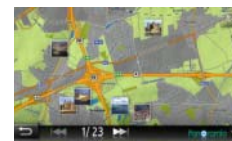
Google Street View™ and Panoramio™

Provide imagery of your current location, or a location of your choice, allowing you to start navigating directly from the image, so you'll never be lost.



GOOGLE STREET VIEW™

Simply enter an address for a visual preview of any unknown destination. Six different Google Street View™ images offer a panoramic view to familiarise you with the location and promote peace of mind.



PANORAMIO™ MAP

Maps city landmarks and places of interest to help you discover a new city easily and effortlessly. Simply choose your location of interest from the images shared by the Panoramio™ community.



PANORAMIO™ IMAGES

View full image of your chosen location and let the navigation system guide you there, taking all the stress out of visiting unfamiliar places of interest.



Online Local Search

Point Of Interest database enhanced by an online search facility. Connects to the internet via your phone, allowing you to search easily for the nearest fuel, restaurant, hospital or any type of place of interest.

Toyota Online services available on Toyota Touch® 2 with Go. Availability of Toyota Online services depends on compatibility with a Bluetooth®-equipped mobile phone (with DUN or PAN Bluetooth® profile) with a data plan. It also requires a mobile network operator that permits tethering.

Toyota Touch® 2 images are for illustration purposes only and may not be to UK specification.

The Land Cruiser range – exteriors



Active grade available in both 3-door and 5-door body styles.



Active

Main features

- 17" alloy wheels (6-spoke)
- Halogen headlamps
- Headlamp cleaners
- LED rear combination lamps
- Front fog lamps
- Chrome-accented front grille
- Body-coloured front and rear bumpers
- Body-coloured door mirrors
- Electrically retractable door mirrors
- Black side steps
- Rear spoiler
- Privacy glass (3-door only)
- Roof rails

Icon

Main features (additional to Active grade)

- 18" alloy wheels (6-double-spoke)
- LED daytime running lights
- LED headlamps
- Brushed silver front grille with chrome accents
- Aluminium and illuminated side steps
- Front and rear parking sensors
- Dusk-sensing headlamps
- Rain-sensing wipers
- Privacy glass

Optional features

- Safety Pack (see pages 34 and 35)



Invincible

Main features (additional to Icon grade)

- Electric sun roof
- Safety Pack (see pages 34 and 35)

Invincible X

Main features (additional to Invincible grade)

- Black 18" Pinnacle alloy wheels
- Rear combination lights
- Rear chrome trim
- Rear underrun*
- Chrome exhaust pipe finisher
- Chrome mirror covers

* The rear underrun is incompatible with Towing Packs and is therefore removed when a Towing Pack is added to Invincible X.

The Land Cruiser range – interiors



Active

Main features

- Kilani black fabric
- 4-spoke leather steering wheel and gearshift
- Cruise control
- Black centre console
- Dual-zone air conditioning (front)
- Smart Entry & Start System
- Toyota Touch® 2 with 8 speakers
- DAB
- Bluetooth® connectivity
- Reversing camera display
- Tyre Pressure Warning System (TPWS)
- Sliding middle row seats (5-door)
- Electric lumbar support (driver)

Optional features

- 3-door Leather Pack (see page 59)
- 5-door Leather Pack (see page 59)
- Toyota Touch 2® with Go navigation system



Icon

Main features (additional to Active grade)

- Masari black leather or Ortaka ivory leather
- Automatic rear-view mirror
- Woodgrain accented interior
- Refrigerated console box
- Toyota Touch® 2 with Go navigation system
- 14 speakers
- JBL premium sound system
- 4.2" high resolution colour multi-information display
- Triple-zone air conditioning (driver, front passenger, rear)
- 3rd row electric folding seats
- Electrically adjustable steering column
- Heated and electrically adjustable front seats and heated middle row seats

Invincible and Invincible X

Main features (additional to Icon grade)

- 4-spoke leather and wood steering wheel
- Driver's position memory
- Adaptive Variable Suspension (AVS)
- Rear electric differential lock
- Crawl Control
- Multi-Terrain Select (MTS)
- Multi-Terrain Monitor (MTM)
- 9" Blu-ray entertainment system
- Safety Pack (see pages 34 and 35)

Optional features

- Two-tone brown and black leather*

* When two-tone leather option is selected:

- Woodgrain accented interior is replaced by piano black and carbon-effect interior.
- Leather and woodgrain accented steering wheel is replaced by leather-only steering wheel.

Wheels and trims



17" alloy wheels (6-spoke)
Standard on Active



17" Canyon winter alloy wheels
Optional on Active



18" alloy wheels (6-double-spoke)
Standard on Icon and Invincible



18" Pinnacle black alloy wheels
Standard on Invincible X



18" Pinnacle silver alloy wheels
Optional* on Icon and Invincible

* Optional at an additional cost.



Kilani black fabric
Standard on Active



Masari black leather
Standard on Icon, Invincible
and Invincible X



Ortaka ivory leather
Standard on Icon, Invincible
and Invincible X



Two-tone black and brown leather
Optional on Invincible and Invincible X

Colours



040 Pure White



070 Pearl White (Pearlescent)



1F7 Tyrol Silver*



202 Astral Black



218 Galaxy Black*

* Metallic paint.



1G3 Decuma Grey*



1H2 Deep Titanium*



3R3 Vermillion Red*



4T3 Light Cappuccino*

Options*

Safety Pack (standard on Invincible and Invincible X, optional on Icon)

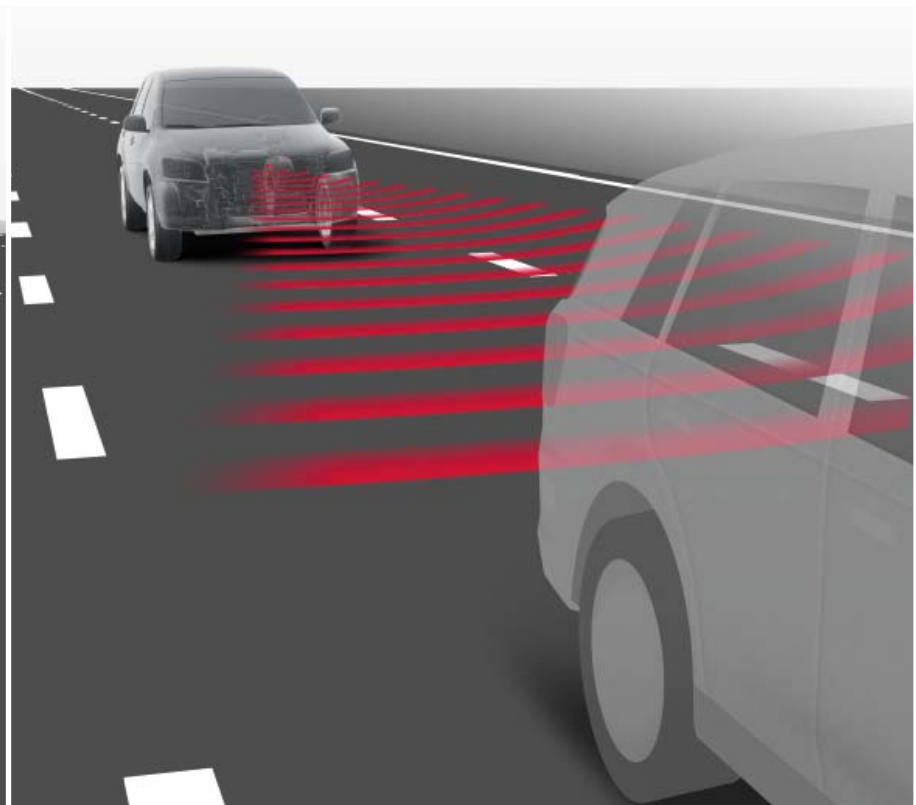
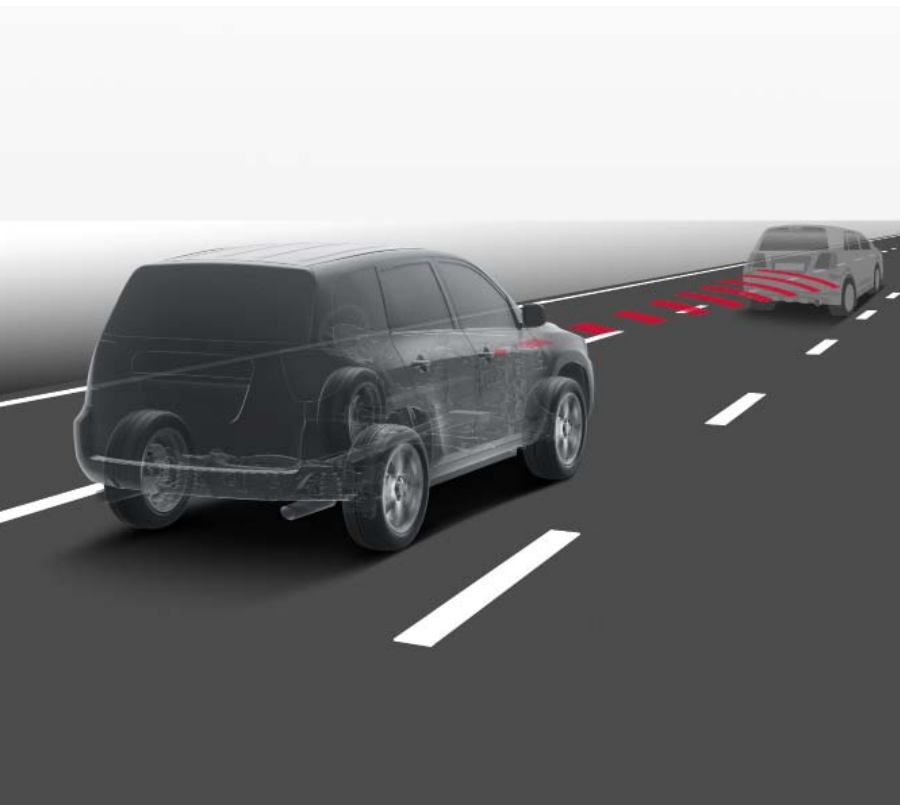
Adaptive Cruise Control (ACC)

ACC has vehicle-to-vehicle distance control that maintains a pre-set distance from the vehicle in front by matching its speed. (see page 19)

* Options should be ordered in conjunction with the vehicle.

Pre-Crash Safety system (PCS)

The PCS system uses radar technology to predict and prevent collisions, and triggers audio-visual safety warnings. It also activates features such as Brake Assist (BA). (see page 20)

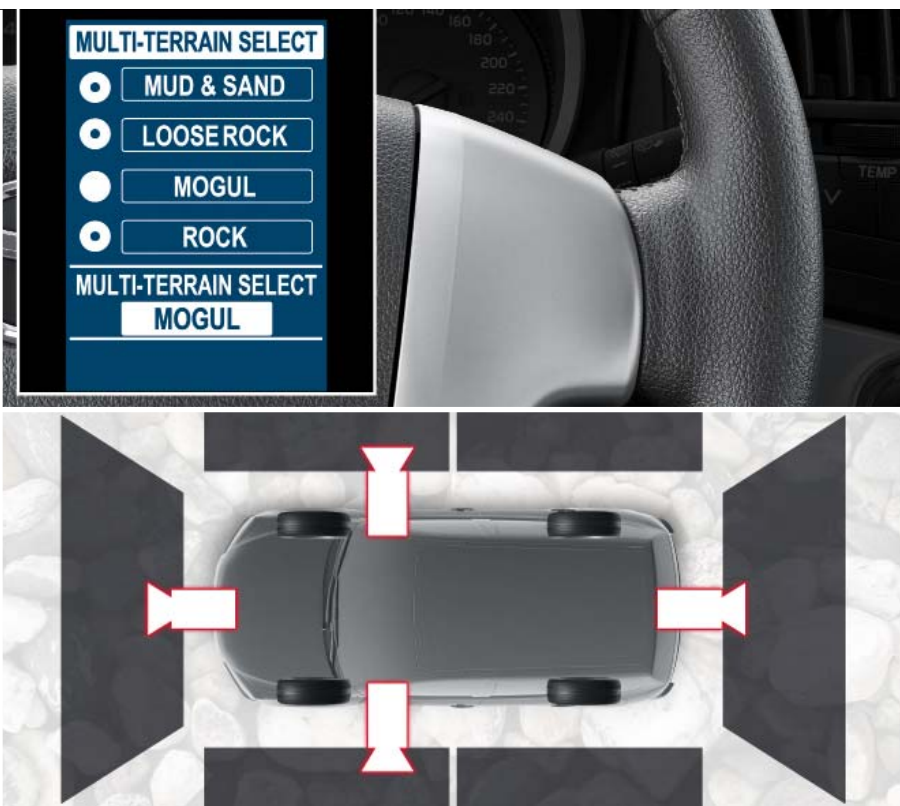


Multi-Terrain Select (MTS)

Tackle any scenario with a choice of five terrain modes. (see page 16)

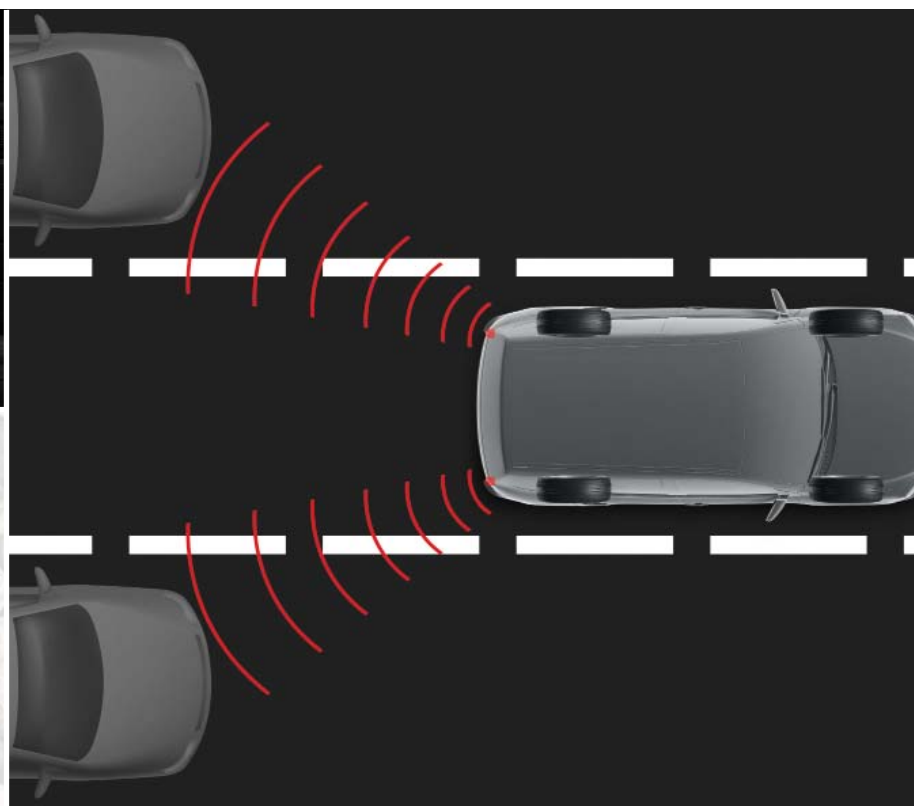
Multi-Terrain Monitor (MTM) – 4 cameras

MTM allows you to see the road around you, helping you stay on your intended course, avoiding potential danger. (see page 16)



Lane change assist with Rear Cross Traffic Alert and Blind Spot Monitor

Manoeuvre more safely during lane changes. (see page 20)



Options*

Style Pack[§] (Icon and Invincible only)

Style is personal. It's about adding extra touches of individuality. Toyota accessories give you that freedom. With choices ranging from alloy wheels to a rear skirt and chrome trim you can create a look for the way you like to be.



1. Pinnacle 18" alloy wheels – in silver

2. Rear underrun

Powerful off-road design in a silver finish for that look of city style along with protection for the rear under-body and bumper.

3. Rear lower boot trim

A dash of chrome along the lower boot edge to highlight your Land Cruiser's distinctive rear contours.

4. Mirror covers

Carefully shaped for a secure fit around the indicator lights and with a deep chrome finish to emphasise your car's sculptural mirror design.



* Options should be ordered in conjunction with the vehicle.

§ Not compatible with Towing Pack.

Entertainment Packs

Rear entertainment system

A new rear-seat Toyota entertainment system that you can configure for complete flexibility – featuring a multi-purpose docking station that is compatible with a 7" DVD player and iPad® holder. The DVD player can be configured in a master/monitor arrangement, where one DVD plays on both screens, or as master/monitor, where each screen can play a different DVD. The iPad® holder^o can be mounted either landscape or portrait, to exactly match your requirements. The dock itself provides all the power to the attachments, with no visible wires and does not affect anti-whiplash head restraints for those sitting in the front seats.



DVD player (shown left)

- Features a 7" screen with stereo sound and a remote control, so children can watch without adjusting their seat belts.
- Can be combined as either master/master or master/monitor configurations.
- Compatible with wireless headphones for superb stereo sound.
- Can be removed from car and used at home.

iPad® holder (shown above)^o

- Clips into docking station as a secure holder for your iPad®.
- Charges your iPad® while docked.
- Can be combined with WiFi hotspot (sold separately) to allow your iPad® to connect to the internet.

Wireless headphones (shown above left)

- Superb stereo sound.
- Independent volume control.
- Automatically shut down to preserve battery life.

Security

- DVD and iPad® holder easily removed for security when not in use.

Safety

- Meets European crash and impact testing standards.
- Does not affect anti-whiplash seat head restraints.
- Integrated installation with no trailing wires or cords.



^o Compatible with iPad® generations 2, 3 and 4 only. iPad® is a trademark of Apple Inc., registered in the US and other countries.

Options*

Protection Pack (5-door only)

Whatever the activity and location, protect your Land Cruiser from damage and dirt with this Protection Pack.

Boot liner and rear bumper protection plate

Protect the rear of your car from scrapes whilst loading with a rear bumper protection plate and boot liner.



Side mouldings with chrome insert

Protection for your car's side panels against minor scrapes combined with a stylish chrome inlay. Available in black or painted to match your car.



* Options should be ordered in conjunction with the vehicle.

§ Not compatible with rear underrun.

° Available separately.

Towing Packs^s

Order your Towing Pack with your new car and receive a fully tested and approved towing solution at a very competitive price. Select your choice of towing hitch and either 7- or 13-pin wiring harness.



Flanged



Detachable



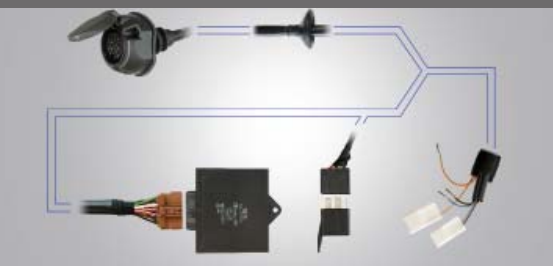
Fixed

Toyota towing hitches are available with a flanged, fixed or detachable hook. Each provides a strong towing capability and will support the Toyota rear-mounted bicycle holder.

- 3000 kg towing capacity. The towing hitch is designed for your car's maximum towing capacity.
- Supplied with a protective tow-ball cap bearing the Toyota logo.
- All Toyota towing hitches support the 2 and 3 bicycle version of the rear bicycle holder.
- The detachable towing hitch has a smart plastic cover to place over the base when the hook is removed.
- The detachable towing hitch hook is attached or removed by a turning knob that also features a security lock.

All three towing hitches are available with either 7-pin or 13-pin wiring.

Towing hitch wiring harness



Individually designed for your Land Cruiser to seamlessly integrate its lights and signals with those on a towed trailer or rear bicycle holder.

- Independent circuitry and a fused module eliminate the risk of overloading your car's electrical system.
- Fused module prevents a fault in the trailer's circuitry affecting your car's systems (your car's indicators will still work if those on the trailer fail).
- Cable route safely avoids moving car parts, heat, irregular surfaces and metal edges.
- No loose cables that could snare road obstacles or interfere when loading/unloading the trunk.
- Strategic cable protection guards against accidental damage and the consequences of electrical shorting.
- Available with a 7- or 13-pin socket.
- Incorporates special water-proofing features for off-road and recreational driving.



Socket adapters^o

Toyota adapters provide a durable connection between different types of plug sockets. They are available in three versions:

- 7-pin (car) to 13-pin (trailer).
- 13-pin (car) to 7-pin (trailer).
- 13-pin (car) to 12N-12S double socket (trailer).

Individual accessories

Choose from a wide range of individual accessories to personalise your Land Cruiser to your exact requirements.

Crossbars

The crossbars lock onto your roof rails and form a secure base for a wide range of carrying attachments.



Textile or rubber floor mats

Protect your car's carpets with your choice of Toyota textile or rubber floor mats.

Bumper protection plate

With a brushed stainless steel finish for great looks and tough paintwork protection.

Trunk liner

Made of rugged plastic and with raised edges to guard the trunk carpet against mud, sand and dirt.

Vehicle shown not to UK specification.

External

Whether driving through town or country, on long runs or short trips, with Toyota accessories you have options to add extra care for your car and increased comfort for you and your passengers.



Rear lower trunk trim

A dash of chrome along the lower trunk edge to highlight your Land Cruiser's distinctive rear contours.



Rear underrun*

Powerful off-road design in a silver finish for that look of city style along with protection for the rear under-body and bumper.

* Not compatible with Towing Pack.

External

1. Side bars

Combining the rugged appeal of an off-road side bar with a lustrous chrome finish for contemporary urban styling.

2. Side mouldings with chrome insert

Protection for your car's side panels against minor scrapes combined with a stylish chrome inlay. Available in black or painted to match your car.

3. Bumper protection plate

The brushed metal protection plate helps prevent paintwork scratches when sliding luggage in or out of the trunk.

4. Mirror covers*

Carefully shaped for a secure fit around the indicator light and with a deep chrome finish to emphasise your car's sculptural mirror design.



5. Exhaust pipe finisher*

The chromed stainless steel exhaust pipe finisher visually converts a mechanical necessity into an eye-catching design detail.

6. Sun roof wind deflector

Designed to integrate with your car's aerodynamics and help reduce cabin wind noise when driving with the sun roof open.



7. Wind deflectors

Aerodynamically shaped to reduce in-car wind noise and buffeting when driving with open windows.

8. Door handle protection film

Virtually invisible, yet providing tough protection against scratching by gloves, rings and keys around the door handle.

* Standard on Invincible X. Also available as part of Style Pack on other grades.



Touring

Ski boxes

Thule Motion 800 – gloss black (also in gloss silver)



Thule Pacific 700 – silver grey



For those big snow holidays

Thule ski boxes have been custom-designed to exactly the right length, shape and capacity for securely carrying all your winter sports accessories.

Thule Motion 800

Dimensions: 205 cm L x 84 cm W x 45 cm H

Internal volume: 460 litres

Maximum content weight: 75 kg*

Holds: 5–7 pairs of skis, 4–5 snowboards

Weight: 21 kg

Thule Pacific 700

Dimensions: 232 cm L x 70 cm W x 40 cm H

Internal volume: 420 litres

Maximum content weight: 50 kg*

Holds: 6 pairs of skis, 4 snowboards

Weight: 15 kg

Features

- Opens from both sides for easy loading and unloading.
- High security multi-point central locking system.
- Grip-friendly key cannot be removed until all the locking points are closed.
- Fits the Toyota roof rack and Toyota crossbars on roof rails.
- Internal straps for securing the box contents.
- Made of colour-fast UV-resistant ABS plastic.

Ski & snowboard holders

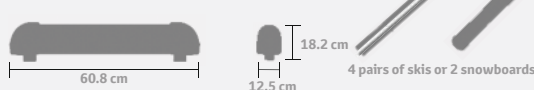
Large ski and snowboard holder



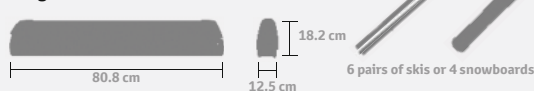
Simply load and go

The holders install easily and lock securely so you can quickly load skis and snowboards whenever the inspiration takes you. They fit onto the Toyota roof rack and Toyota crossbars on roof rails.

Medium size holder



Large size holder



Features

- Weight: 3.2 kg medium, 4.2 kg large.
- Skis secured between soft rubber for grip and to prevent damage.
- Central locking system for maximum security.
- Push release for easy opening with gloved hands.
- Large holder slides to the car side for easy loading and unloading.

Luggage box

Thule Pacific 200 – silver grey



Just right for holidays

For jackets and dresses, shorts, shoes and playthings: a Thule luggage box is perfect to carry all you need for those big holidays and weekends away.

Thule Pacific 200

Dimensions: 175 cm L x 82 cm W x 45 cm H

Internal volume: 410 litres

Maximum content weight: 50 kg*

Weight: 14 kg

Features

- Opens from both sides for convenient loading and unloading.
- High security multi-point central locking system.
- Grip-friendly key cannot be removed until all the locking points are closed.
- Fits the Toyota roof rack and Toyota crossbars on roof rails.
- Internal straps for securing the box contents.
- Made of colour-fast UV-resistant ABS plastic.

Touring

Bicycle holders



Rear-mounted multi-capacity

For secure transportation and easy loading and unloading. The clamp-mounted holder is a universal solution that attaches to all genuine Toyota towing hitches.

Key product highlights:

Clamp-mounted rear bike holder

Load capacity (bikes)	2	3
Total load capacity (kg)	36	45
Dimensions L x W (cm)	105 x 58	105 x 75
Weight of unit (kg)	14	17
Fits frame dimensions (mm)	22–70	
Vehicle's holding system	Any genuine Toyota Land Cruiser towing hitch	
Powerplug/Rear lights	7-pin or 13-pin	
Safety	Locks bike to carrier	
	Locks carrier to car	
	One key system compatible	
Fulfil city crash norm	Yes	
Miscellaneous	Maximum weight per bike: 20 kg. Fits bikes with disc brakes	



Quick and easy roof mounting

The lockable lightweight design attaches to the Toyota roof rack and Toyota crossbars on roof rails and has secure wheel and frame grips. Conveniently, the frame grip can be adjusted at roof height.

1
15
159 x 29
4.4
20–80
Fits square and extruded aluminium roof rack/crossbar
—
Locks bike to carrier
Locks carrier to car
—
Yes
UV-resistant plastic. Fits wheel width up to 5.6 cm

Interior

Everyone has a different way of living with their car. Toyota accessories respond to those differences by offering extra touches of practicality. Each accessory is designed for a special purpose and to reflect individual needs.

1. Moving load floor

The easy way to load heavy cargoes. It slots into your car's pre-fitted floor rails so you can load your cargo at the trunk edge and then glide it effortlessly into the trunk space.

2. Horizontal cargo net

Clips onto your car's pre-fitted hooks to prevent bags and briefcases sliding around in the trunk.

3. Cargo manager

Slots into your car's pre-fitted floor rails and has both a flexible telescopic aluminium bar and a textile tensioning belt to hold cargo securely in the trunk.

4. Vertical cargo net

The net clips onto hooks in the trunk and has pockets for neatly storing all sorts of odds and ends.



Boot guard – half

The durable mesh design prevents stacked luggage tumbling into the passenger area and is also perfect as a dog guard to stop your pet climbing over the back seats.

**Boot guard – full**

A floor to ceiling mesh design that protects the rear of your seats and prevents stacked luggage falling, or your dog jumping into the passenger area.

**Boot divider**

Combines with the full trunk guard to maximise carrying flexibility. It divides the trunk space for two dogs, a dog and luggage, or different types of luggage.



Safety

Caring for young passengers needs careful thought. Be assured, with Toyota child restraint seats you have individual options for each age group.

Nothing is left to chance with a Toyota child restraint seat. The fixings are secure, the fabrics are robust and the design offers both safety and comfort. Whether travelling near or far, you can be sure your most precious cargo will be well protected.



Name	Baby-Safe Plus
Suitable for	From birth up to 13 kg (up to 12/15 months)
Installation	Baby-Safe belted base or seat belt
Weight (kg)	3,9
Dimensions H x L x D (cm)	57 x 44 x 65



Baby-Safe Belted Base

Compatible with Baby-Safe Plus seat

Seat belt

6.0

62 x 37 x 86 (while extended)

Duo Plus

From 9 to 18 kg (8 months to 4 years)

ISOFIX or seat belt

9.0

60 x 46 x 49

Kid

From 15 to 36 kg (4 to 12 years)

Seat belt

5.8

67 x 51 x 46

Specifications

ENVIRONMENTAL PERFORMANCE	2.8 Diesel (177 DIN hp) 5-Speed Manual (3-door)	2.8 Diesel (177 DIN hp) 6-Speed Manual (5-door)	2.8 Diesel (177 DIN hp) Automatic (5-door)
Fuel consumption			
Combined driving mpg (l/100 km)	39.2 (7.2)	38.2 (7.4)	38.2 (7.4)
Urban driving mpg (l/100 km)	32.8 (8.6)	31.7 (8.9)	30.7 (9.2)
Extra-urban driving mpg (l/100 km)	43.5 (6.5)	42.8 (6.6)	44.8 (6.3)
Fuel tank capacity (l)	87	87	87
Carbon dioxide, CO₂			
Combined driving (g/km)	190	194	194
Urban driving (g/km)	224	232	242
Extra-urban driving (g/km)	170	173	166
Exhaust emissions			
Euro class	Euro 6	Euro 6	Euro 6
Carbon Monoxide, CO (mg/km)	134.6	134.6	71.0
Nitrogen Oxides, NOx (mg/km)	49.3	49.3	41.2
Hydrocarbons, THC & Nitrogen Oxides, NOx (mg/km)	63.5	63.5	47.6
Particulates (mg/km)	1.13	1.13	0.61
Noise (dB(A)) – stationary	75	75	75
Noise (dB(A)) – drive by	72.5	72.5	69.8

Quoted mpg & CO₂ figures: All mpg and CO₂ emissions figures stated in this brochure are sourced from official EU-regulated tests. These are provided for comparability purposes and may not reflect your actual driving experience. For further information please see the back cover of this brochure.

The Land Cruiser 2.8 diesel engine uses Adblue. The Adblue tank has a 12-litre capacity and must be refilled approximately every 15,000 km (depending on driving style).

ENGINE		2.8 Diesel (177 DIN hp) 5-Speed and 6-Speed Manual	2.8 Diesel (177 DIN hp) Automatic
Engine code		1GD-FTV	1GD-FTV
Number of cylinders		4, in line	4, in line
Valve mechanism		16-valve DOHC	16-valve DOHC
Fuel system		Common rail	Common rail
Displacement (cc)		2755	2755
Bore x stroke (mm x mm)		92.0 x 103.6	92.0 x 103.6
Compression ratio		15.6:1	15.6:1
Maximum power output (DIN hp)		177	177
Maximum power output (kW/rpm)		130/3400	130/3400
Maximum torque (Nm/rpm)		420/1400–2600	450/1600–2400
PERFORMANCE		2.8 Diesel (177 DIN hp) 5-Speed and 6-Speed Manual	2.8 Diesel (177 DIN hp) Automatic
Maximum speed (mph)		109	109
0–62 mph (secs)		12.1	12.7
BRAKES			
Front		Ventilated disc	
Rear		Ventilated disc	
SUSPENSION			
Front		Double wishbone	
Rear		4-link with coil spring	

Specifications

DIMENSIONS & WEIGHTS

	2.8 Diesel (177 DIN hp) 5-Speed Manual (3-door)	2.8 Diesel (177 DIN hp) 6-Speed Manual and Automatic (5-door)
Exterior length (mm)	4335	4780
Exterior width (mm)	1885	1885
Exterior height (mm)	1875	1890
Front tread (mm)	1585	1585
Rear tread (mm)	1585	1585
Front overhang (mm)	915	915
Rear overhang (mm)	970	1075
Wheelbase (mm)	2450	2790
Turning circle – tyre (m)	5.2	5.8
VDA luggage capacity, up to tonneau cover, rear seat up (litres)	381	621 (5 seats up) / 104 (7 seats up)
Gross vehicle weight (kg)	2600	2990
Kerb weight (kg)	2010–2170	2120–2235
Towing capacity with brakes (kg)	3000	3000
Towing capacity without brakes (kg)	750	750

OFF-ROAD

	2.8 Diesel (177 DIN hp) 5-Speed Manual (3-door)	2.8 Diesel (177 DIN hp) 6-Speed Manual and Automatic (5-door)
Minimum running ground clearance (mm)	205	215
Approach angle (°)	32	32
Departure angle (°)	26	26
Ramp break-over angle (°)	25	22
Limit angle of vehicle turn over (°)	42	42
Climbing angle (°)	42	42

TYRES & WHEELS

	Active	Icon	Invincible	Invincible X
17" alloy wheels (6-spoke)	●	—	—	—
18" alloy wheels (6-double-spoke)	—	●	●	—
18" Pinnacle black alloy wheels	—	—	—	●

TYRES & WHEELS

	Active	Icon	Invincible	Invincible X
Spare tyre	● (3-door only)	●	●	●
Tyre Pressure Warning System (TPWS)	●	●	●	●
Tyre repair kit	● (3-door only)	—	—	—

● = Standard — = Not available



1585 mm

1885 mm



915 mm

2790 mm

1075 mm

4780 mm

1890 mm



1585 mm

1885 mm



1585 mm

1885 mm



915 mm

2450 mm

970 mm

4335 mm

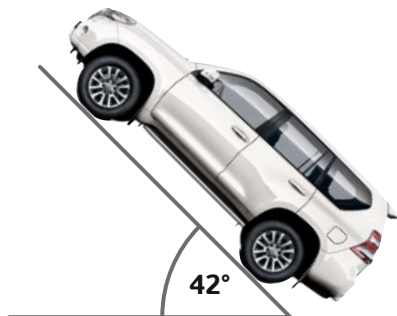
1875 mm



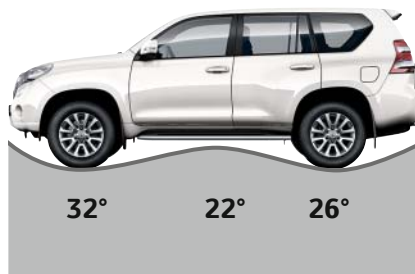
1585 mm

1885 mm

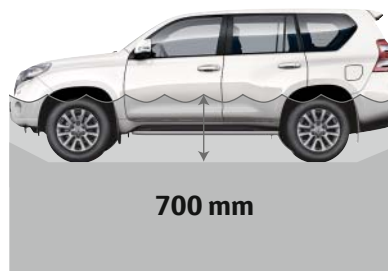
Off-road capabilities



Climbing angle



Approach, ramp break-over and departure angles



Wading capability



Limit angle of vehicle turnover

4x4 TECHNOLOGY

	Active	Icon	Invincible	Invincible X
Full-time 4WD	●	●	●	●
Rear differential lock	●	●	—	—
Rear electric differential lock	—	—	●	●
Adaptive Variable Suspension (AVS)	—	—	●	●
Crawl Control	—	—	●	●
Multi-Terrain Select (MTS)	—	○*	●	●
Kinetic Dynamic Suspension System (KDSS)	—	●	●	●
Trailer Stability Control (TSC)	● (5-door only)	●	●	●
Active Traction Control (A-TRC)	●	●	●	●

Equipment

EXTERIOR	Active	Icon	Invincible	Invincible X
Halogen side lights	●	—	—	—
Halogen headlamps	●	—	—	—
Daytime Running Lights (LED type)	—	●	●	●
LED headlamps	—	●	●	●
Headlamp cleaners	●	●	●	●
Front fog lamps	●	●	●	●
Rear combination lights	—	—	—	●
Brushed chrome-plated front grille	—	●	●	●
Silver detail on front grille	●	●	●	●
Body-coloured, electric, heated and electrically retractable door mirrors	●	●	●	—
Chrome, electric, heated and electrically retractable door mirrors	—	—	—	●
Body-coloured door handles	●	●	●	●
Body-coloured rocker & lower door mouldings	●	●	●	●
Black side steps	●	—	—	—
Illuminated aluminium side steps	—	●	●	●
Rear chrome trim	—	—	—	●
Chrome exhaust pipe finisher	—	—	—	●
Rear underrun	—	—	—	●
Rear spoiler	●	●	●	●
Electric sun roof	—	—	●	●
Reversing camera	●	●	●	●
360-degree view camera	—	○*	●	●
Front parking sensors	—	●	●	●
Rear parking sensors	—	●	●	●
Dusk and rain sensors	—	●	●	●

● = Standard

○ = Optional

— = Not available

* Optional with Safety Pack.

Equipment

COMFORT	Active	Icon	Invincible	Invincible X
4-spoke leather steering wheel	●	●	○*	○*
4-spoke leather and woodgrain effect steering wheel	—	—	● [§]	● [§]
Manual tilt and telescopic steering wheel	●	—	—	—
Power tilt and telescopic steering wheel	—	●	●	●
Leather parking brake and gear shift knob	●	●	●	●
Cruise control	●	●	—	—
Adaptive Cruise Control (ACC)	—	○ [°]	●	●
Alarm and immobiliser with intrusion and glass-breaking alarm sensors	●	●	●	●
Manual rear-view mirror	●	—	—	—
Automatic rear-view mirror	—	●	●	●
Driver and passenger sun visors with mirror and lamp	●	●	●	●
Black instrument garnish	●	—	—	—
Woodgrain instrument garnish	—	●	● [§]	● [§]
Black centre console insert	●	—	—	—
Woodgrain centre console insert	—	●	● [§]	● [§]
Chrome inside door handles	—	●	●	●
Leather door trim	○**	●	●	●
Illuminated entry system	●	●	●	●
Automatic air conditioning	●	●	●	●
Triple-zone automatic air conditioning	○**	●	●	●
Smart Entry & Start System	●	●	●	●
Front and rear 12V power outlets	●	●	●	●
Boot 220V power outlet	●	●	●	●
Automatic headlamp levelling	—	●	●	●
Conversation mirror and sunglasses holder	●	●	●	●

● = Standard ○ = Optional — = Not available * Standard if two-tone leather is selected.

** With optional 5-door Leather Pack.

^{§§} Only 5-door model available with 7 seats.

[§] Not available if two-tone leather is selected.

[°] With optional Safety Pack.

SEATS	Active	Icon	Invincible	Invincible X
Height-adjustable driver and passenger seats	●	●	●	●
40:20:40 split-folding 2nd row rear seats ⁵⁵	●	●	●	●
50:50 split-folding 3rd row rear seats ⁵⁶	●	●	●	●
Easy flat seat system	●	●	●	●
Power folding rear seats	—	●	●	●
Power-adjustable driver and passenger seats	○**	●	●	●
Driver's position memory	—	—	●	●
Power lumbar support for driver seat	●	●	●	●
Reclining and sliding front seats	●	●	●	●
Sliding middle row seats	●	●	●	●
Driver and passenger heated seats	○**	●	●	●
Heated outer rear seats	○**	●	●	●

STORAGE	Active	Icon	Invincible	Invincible X
Front and rear cup holders	●	●	●	●
Tonneau cover	●	●	●	●
Luggage utility rail	—	●	●	●
Sliding armrest on console box	●	●	●	●
Ventilated console box	●	—	—	—
Refrigerated console box	—	●	●	●

INFO & AUDIO	Active	Icon	Invincible	Invincible X
Glass-integrated antenna	●	●	●	●
Blu-ray rear entertainment system	—	—	●	●
DAB radio	●	●	●	●
Audio switches on steering wheel	●	●	●	●
Telephone switch on steering wheel	●	●	●	●
Voice activation button on steering wheel	—	●	●	●

Equipment

INFO & AUDIO

	Active	Icon	Invincible	Invincible X
Camera view switch on steering wheel	—	○*	●	●
Toyota Touch® 2	●	—	—	—
Toyota Touch® 2 with Go	○	●	●	●
Bluetooth® connectivity	●	●	●	●
Enhanced multimedia functionality including voice recognition, text-to-speech and 3D maps	—	●	●	●
Reversing camera display	●	●	●	●
360-degree view camera display	—	○*	●	●
Multi-Terrain Monitor (MTM)	—	○*	●	●
Gear Shift Indicator (GSI)	● (manual only)	—	—	—
Optitron meter illumination system	—	●	●	●
Multi-information display	●	—	—	—
Coloured LCD multi-information display	—	●	●	●
Analogue speedometer	●	●	●	●
9 speakers	●	—	—	—
14 speakers	—	●	●	●
JBL premium sound system	—	●	●	●
Aux-in connector	●	●	●	●
USB connector	●	●	●	●

SAFETY

	Active	Icon	Invincible	Invincible X
Active Safety				
Anti-lock Braking System (ABS) with Electronic Brake-force Distribution (EBD)	●	●	●	●
Brake Assist (BA)	●	●	●	●
Emergency Brake-light Signal (EBS)	●	●	●	●
Light Emitting Diode (LED) rear brake lights	●	●	●	●
Downhill Assist Control (DAC)	● (5-door only)	●	●	●

● = Standard

○ = Optional

— = Not available

* With optional Safety Pack.

SAFETY	Active	Icon	Invincible	Invincible X
Hill-start Assist Control (HAC)	● (5-door only)	●	●	●
Vehicle Stability Control (VSC)	●	●	●	●
Pre-Crash Safety system (PCS)	—	○*	●	●
Adaptive Cruise Control (ACC)	—	○*	●	●
Active Traction Control (ATC)	●	●	●	●
Blind Spot Monitor (BSM)	—	○*	●	●
Driver seatbelt reminder	●	●	●	●
Passenger seatbelt reminder	●	●	●	●
Rear Cross Traffic Alert (RCTA)	—	○*	●	●
Passive Safety				
Front passenger airbag on/off switch	●	●	●	●
Pre-tensioners and force limiters	●	●	●	●
Supplemental Restraint System (SRS) airbags – 7 airbags	●	●	●	●
ISOFIX	●	●	●	●
PACKS	Active	Icon	Invincible	Invincible X
3-door Leather Pack (leather seats, heated front seats, leather door trim)	○ (3-door)	—	—	—
5-door Leather Pack (leather seats, seat heater for front and second row seats, leather door trim, triple-zone automatic air conditioning, power driver (8-way) and passenger (4-way) seat adjustment)	○ (5-door)	●	●	●
Two-tone Leather Pack (black/brown leather with full leather steering wheel)	—	—	○	○
Safety Pack (Adaptive Cruise Control, Pre-Crash Safety system, Lane Change Assist, Rear Cross Traffic Alert, Blind Spot Monitor, Multi-Terrain Dynamic 4-Camera Monitor)	—	○	●	●
Toyota Touch® 2 with Go	○	●	●	●
Protection Pack - 7-seat only	○	○	○	○
Style Pack	—	○	○	—

Toyota Touch® 2 packages

PACKS	Active	Icon	Invincible	Invincible X
Integrated Entertainment (RES)				
Master DVD and monitor	—	○	—	—
Twin master DVDs	—	○	—	—
Single DVD	—	○	—	—
Single DVD and single iPad® holder	—	○	—	—
Twin iPad® holders	—	○	○	○
Single iPad® holder	—	○	○	○
Towing Solutions				
Detachable with 7-pin	○	○	○	○
Detachable with 13-pin	○	○	○	○
Fixed with 7-pin	○	○	○	○
Fixed with 13-pin	○	○	○	○
Flanged with 7-pin	○	○	○	○
Flanged with 13-pin	○	○	○	○
INTERFACE				
	Toyota Touch® 2		Toyota Touch® 2 with Go	
High resolution touch screen with drag & flick operation	●		●	
Display size	7"		7"	
Languages	20		20	
AUDIO & CONNECTIVITY				
	Toyota Touch® 2		Toyota Touch® 2 with Go	
Bluetooth® connectivity for mobile phone calls, music streaming and connected services (where applicable)	●		●	
USB/AUX connector	●		●	
MP3 & iPod® integration	●		●	
Album cover art	iPod®/USB		iPod®/USB	
SMS/email	●		●	

AUDIO & CONNECTIVITY	Toyota Touch® 2	Toyota Touch® 2 with Go
Phone book contact picture display	—	—
CD player with MP3/WMA capabilities	●	●
AM & FM tuner	●	●
Digital radio option (DAB/DAB+)	●	●

SATELLITE NAVIGATION	Toyota Touch® 2	Toyota Touch® 2 with Go
Full EU map navigation	—	●
2D/3D map view	—	●
Speed limit warnings	—	●
Fixed speed-camera warnings	—	●
Voice commands	—	—
3 years' free map updates	—	—
RDS-TMC traffic information	—	●
Point of Interest search (on board)	—	●

TOYOTA ONLINE SERVICES & APPLICATIONS	Toyota Touch® 2	Toyota Touch® 2 with Go
Toyota Real-Time Traffic*	—	●
Online Local Search** (Google Places, Yandex, TomTom Places, Nokia here)	—	●
Google Street View™*	—	●
Panoramio™*	—	●

OTHER	Toyota Touch® 2	Toyota Touch® 2 with Go
Vehicle info (A/C status, trip info, fuel consumption, HV monitor)	●	●
Rear-view camera (with guide lines)	●	●

● = Standard

○ = Optional

— = Not available

* Mobility Pack content, subscription required, free 1-year trial period.

§ Online local search availability depending on markets.

Owning your new Land Cruiser

Servicing your Toyota

Toyota Fixed Price Servicing means you will be sure to know the cost of your service up front. Expertly trained technicians using only genuine Toyota parts will carry out your service at one of over 200 Authorised Toyota Service Centres. The technicians will advise you on the correct service for your car based on the car's age, mileage and service history.

For more information visit toyota.co.uk/service

Service Plans

Inflation-proof pricing with a monthly or one-off payment plan means one less thing to worry about. With Toyota Service Plans the price you're quoted is guaranteed for the duration of your plan. The service, parts and labour are all paid for either in monthly instalments or as a one-off payment at the beginning of your plan.

For more information visit toyota.co.uk/service

Toyota Fixed Price Repairs using Genuine Parts

We offer fixed prices on a number of repair items for your Toyota giving you peace of mind when it comes to managing costs. Also don't forget we only use genuine Toyota parts, all of which come with at least 12 months' warranty (some even offer unlimited mileage warranties); and your car will always be dealt with by a trained Toyota Technician.

For more information visit toyota.co.uk/repairs

My Toyota

Whether you're a long-term owner or have recently taken delivery of a new Toyota, there are lots of reasons to join **My Toyota**. Packed with time-saving and convenient features, **My Toyota** ensures everything you need to manage your vehicle ownership is in one place. You'll also gain access to **My Rewards** where you can enjoy great offers and discounts from big brands on everything from family days out to pampering as well as everyday deals.

For more information visit toyota.co.uk/mytoyota

Toyota Accessories

Toyota accessories are designed and manufactured with the same care, quality and attention to detail as Toyota vehicles. Tailor-made for your Toyota, they fit perfectly and add a personal touch of style, comfort and practicality. Also, because they've been tested under the most severe conditions, you can have complete confidence in their reliability and durability. To add to the reassurance, every genuine Toyota accessory has a 5-year warranty when purchased together with the vehicle.

For more information visit toyota.co.uk/accessories

Toyota Roadside Assistance

When you buy a Toyota you will automatically receive 12 months' AA Roadside Assistance in the UK and Europe, free of charge. After the first year the cost of Toyota Roadside Assistance is £7 per month if paid by monthly Direct Debit, £72 per annum if paid by annual Direct Debit, and £76 per annum when paid by all other payment methods.*

For full terms and conditions please visit toyota.co.uk/roadsideterms

5-Year Toyota Warranty

Every new Toyota comes with a 5-year/100,000-mile (whichever comes first) manufacturer's warranty, covering you against the unlikely event of a manufacturing defect causing a mechanical fault.

For full details, please ask your official Toyota Centre or visit toyota.co.uk/5yearwarranty

Corrosion Cover

The 12-year unlimited mileage cover protects against rust perforation affecting sheet metal body panels as a result of a manufacturing fault. This warranty can also be transferred to any future owner throughout the 12-year period.

Rust and Paint Cover

The 3-year unlimited mileage cover protects against defects and surface rust as a result of a manufacturing fault.

* Prices shown are correct at time of going to print but may be subject to change.

Toyota Extended Warranty

You have the choice of either the unlimited mileage cover or the low-user option that restricts you to 10,000 miles per year. You also have a choice between 12 and 24 months' cover (subject to vehicle eligibility). The 24-month option will show a saving over two 12-month Toyota Extended Warranty policies and is available with the low-user option at 10,000 miles per year over 24 months.

The Toyota Extended Warranty can be renewed until the vehicle is eight years old, and if a part covered by the Toyota Extended Warranty suffers electrical or mechanical failure at any time during the term, Toyota is committed to fixing it. You don't pay for replacement parts or labour.

For more information visit toyota.co.uk/extendedwarranty

Toyota Motor Insurance

Toyota Motor Insurance is available for Toyota owners at competitive premiums. To obtain details of the benefits included and to arrange a quotation, please contact your local Toyota Centre or call 0800 350 500.

Flexible Finance from Toyota Financial Services

All our plans offer easy budgeting and peace of mind and **AccessToyota** brings these benefits together in one flexible package.

Toyota Financial Services, Great Burgh, Burgh Heath, Epsom, Surrey, KT18 5UZ.

Finance subject to status to over 18s only. Indemnities may be required. Terms and conditions apply.

TFS is authorised and regulated by the Financial Conduct Authority.



TOYOTA
FINANCIAL
SERVICES



To experience the Land Cruiser or for more information, please contact your local Toyota Centre or visit our website **toyota.co.uk/landcruiser**

ALWAYS A
BETTER WAY

While every effort is made to reproduce accurate information, we reserve the right to change specifications, equipment and availability without prior notice. This brochure cannot be regarded as infallible (some of the vehicles shown may not be to exact UK specification), and as such does not constitute an offer for sale of any particular vehicle or specification. For the latest specification and availability, we ask that you contact your local Toyota Centre. Vehicle body colours may differ slightly from the printed images in this brochure.

Quoted mpg & CO₂ figures: All mpg and CO₂ emissions figures quoted in this brochure are sourced from official EU-regulated test results. These are provided for comparability purposes only and may not reflect your actual driving experience. Fuel consumption varies significantly depending on a number of factors, including driving style, conditions, speed and vehicle weight. In order to allow consumers to compare and make an informed choice between one vehicle and another, there is a European Commission standard (93/116/EC and 692/2008) to measure fuel consumption. This common standard must be adhered to by all manufacturers selling motor vehicles in the EU and is the basis for fuel consumption figures published by each manufacturer. For further information please visit www.dft.gov.uk/vca/fcb/faqs-fuel-consumptio.asp or speak to your local Toyota Centre.

The use of the term 'Toyota Accessories' should not be taken to imply that the products on the accessory pages are actually manufactured by the Toyota Motor Corporation or Toyota (GB) PLC. Toyota (GB) PLC is continually updating and changing specifications of accessories and reserves the right to do so at any time without prior notice.

© 2016 by Toyota Motor Europe NV/SA ('TME'). No part of this publication may in any way be reproduced without the prior written approval of Toyota (GB) PLC.



Toyota UK



@ToyotaGB

GBNGV-0916B-LC December 2016