



These specification details do not apply to any particular product which is supplied or offered for sale. The manufacturers reserve the right to vary their specifications, including colours, with or without notice and at such times in such manner as they think fit. Major as well as minor changes may be involved. Every effort, however, is made to ensure the accuracy of the particulars contained in this brochure. This publication shall not constitute in any circumstances whatsoever an offer by the Company to any person. All sales are made by the Distributor or Dealer concerned subject to and with the benefit of the standard Conditions of Sale and Warranty given by the Distributor or Dealer, copies of which may be obtained from them on request. This publicity material applies to the UK only Trade Descriptions Act (1968). Whilst efforts are made to ensure specification accuracy, brochures are prepared and printed several months in advance of distribution and consequently cannot always immediately reflect either changes in specification or in some isolated cases the provision of a particular feature. Customers are always advised to discuss specification details with the supplying Dealer especially if your model selection is dependent upon one of the features advertised.

Honda (UK) - Cars Cain Road, Bracknell, Berkshire, RG12 1HL. Honda Contact Centre - Telephone: 0845 200 8000 www.honda.co.uk
A division of Honda Motor Europe Ltd. No. 857969 Registered in England and Wales Part No: CAR-HRV-0319 Issue Date: 03/19



Honda sources paper responsibly from manufacturers within the EU.
Please don't bin me, pass me onto a friend or recycle me.

HR-V



HONDA



THE NEW HONDA HR-V

Subtly refined and enhanced, the bold new HR-V delivers a multi-dimensional driving experience that's small on compromise and big on fun. The world's best-selling small SUV* blends the beautiful lines of a coupé with the practical space and toughness of an SUV, creating a car that can keep pace with your life, wherever it takes you.



DESIGN **03-10**

TECHNOLOGY **11-12**

COMFORT & CONVENIENCE **13-14**

PERFORMANCE **15-16**

SAFETY **17-18**

CREATE YOUR HR-V **19-32**

ACCESSORIES **33-38**

SPECIFICATION **39-42**

POWER OF DREAMS **43-46**



DYNAMIC STYLE

The HR-V's contemporary shape catches the eye and stirs the heart. Its fluid lines have not only been designed to make the car look dramatic but, more importantly, aerodynamic and fuel-efficient.

New design details like its distinctive dark chrome front grille, sleek headlights, rear chrome trim and sporty front bumper give it an elegant, yet rugged look. So, whatever road you're on, from a weekend away, to meeting friends in town, the HR-V is designed to fit.



THE NEW HR-V SPORT

Bold and confident, from its distinctive 18" matt black alloy wheels and black body styling details, to its twin exhausts, the new HR-V Sport has been designed to make a statement.

Power comes from our 1.5 VTEC TURBO engine delivering 182PS, which is linked to either our 6-speed manual gearbox or a 7-speed CVT automatic transmission. Driving dynamics have been enhanced by the use of performance dampers, variable gear ratios and our agile handling assist technology.

The sporty theme continues inside, with a new half leather cockpit, including new combi seats and dark roof lining. A combination designed to ensure you focus on enjoying every drive.





DESIGNED AROUND YOU

We've intuitively designed the HR-V cockpit to ensure that everything is where you need it. So, although the elegant dashboard includes the very latest technology, it's incredibly easy to understand and use. New leather upholstery*, dual climate control*, electrically adjustable door mirrors and heated front seats* are just some of the features that ensure you will enjoy every journey.

*For more information on which grades this and other features are available on please refer to the specification pages 39-42. Model shown is HR-V 1.5 i-VTEC EX in Midnight Blue Beam Metallic. Images are shown for illustration purposes only and show a left hand drive vehicle. In the UK, the HR-V will be a right hand drive vehicle.



ENGINEERED TO FIT WITH YOUR LIFE

Designed to adapt to your lifestyle, the HR-V gives you a clever, comfortable and capacious interior. Centrally-mounting the fuel tank endows the HR-V with a huge boot and our novel Magic Seats are further evidence of smart thinking.

These ingenious 60:40 split seats can dive down to the floor, making a large space truly vast, or tip up (as shown here) to allow for sideways loading of awkward objects like a bicycle. What is more, you can easily fold the seats with one hand, in a single motion.

In total there's 1,456* litres of boot space and the wide tailgate opening and low loading height make everything easy to access. From parked to packed in no time at all.

But it's not just the seats that are magical. The fact that the HR-V has the comfortable leg and headroom often found in larger cars, is quite a trick. The sense of space is further heightened by the opening panoramic glass roof**, allowing light and air in.

*Measurement with rear seat down, load to roof (VDA method).
**For more information on which grades this and other features are available on please refer to the specification pages 39-42.
Model shown is HR-V 1.5 i-VTEC EX in Midnight Blue Beam Metallic.
Images are shown for illustration purposes only and show a left hand drive vehicle. In the UK, the HR-V will be a right hand drive vehicle.





MULTI-ANGLE REAR-VIEW CAMERA*

The camera image automatically appears on the 7" Honda CONNECT screen when you engage reverse. Allowing you to have a clear view of what's behind the car.



HEATED SEATS*

Heated front seats keep you warm and comfortable on the coldest days.



GARMIN NAVIGATION*

Garmin PhotoReal™ displays upcoming junctions with photo-realistic images of junctions and exits with arrow lane indication to provide clear guidance. The system also includes predictive routes, real-time traffic avoidance, road speed limit display, 3D buildings, terrain views and more.



ELECTRIC PARKING BRAKE

This replaces the manual handbrake and provides more space around the driver. It applies the handbrake electronically with one flick of the switch and is disengaged by either flicking the switch again or pressing the accelerator.

KEEPING YOU CONNECTED

The HR-V incorporates a full colour 7" touchscreen Honda CONNECT in-car audio and information system* which includes DAB digital radio and the Aha™ app**. These allow you to listen to internet-delivered music services, radio programmes, podcasts, audiobooks and access your social media accounts. Bluetooth™ connects your smartphone to the Honda Hands Free Telephone system within the car, allowing you to stay in touch whilst on the road.

*For more information on which grades this and other features are available on please refer to the specification pages 39-42.

**Connectivity for Aha™ app (including internet radio) and for internet browsing is through WiFi tethering or Mobile WiFi Router. Data usage and roaming charges may result from using applications on Honda CONNECT. We recommend you check your mobile phone subscribed package. Internet browsing function can only be used when the car is stationary. Model shown is HR-V 1.5 i-VTEC EX. Images are shown for illustration purposes only and show a left hand drive vehicle. In the UK, the HR-V will be a right hand drive vehicle.



FEEL GOOD INSIDE



Take time out from your hectic day. Relax. We've designed the spacious interior of the HR-V to be a really pleasurable place to spend time.

You may just be doing the weekly shop but that shouldn't mean you can't do it with space and style. New leather upholstery complements the generous interior and is coupled with sporty details like chrome door handles and leather steering wheel and shift knob*, giving the HR-V a premium feel.

* For more information on which grades this and other features are available on please refer to the specification pages 39-42.
Model shown is HR-V 1.5 i-VTEC EX with manual transmission. Images are shown for illustration purposes only and show a left hand drive vehicle. In the UK, the HR-V will be a right hand drive vehicle.





ENJOY THE PERFORMANCE

Advanced technology gives you a brilliant, highly efficient drive. Choose from the responsive and efficient 130PS 1.5 i-VTEC petrol, the economical 120PS 1.6 i-DTEC or our more powerful 182ps 1.5 VTEC TURBO, which is found in the HR-V Sport model. All engines are available with a 6-speed manual gearbox, for a refined and smooth driving experience.

Plus the 1.5 i-VTEC and VTEC TURBO is available with a 7-speed CVT automatic transmission. When you choose the CVT version you have the facility to drive the car in a relaxed, fully automatic mode or, if the mood takes you, to change gear using the racing car-inspired, steering wheel mounted, paddle shift.

HR-V engines equipped with idle stop, turn off the engine when you come to a standstill*. It then re-starts automatically when it's time to go, helping to deliver CO₂ emissions from the petrol engine as low as 122 g/km**. By pressing the ECON button, fuel economy receives a further boost. Once activated, the transmission and engine are optimised to conserve fuel. You might not notice the difference straight away, but you will when you visit the pumps a bit less often.

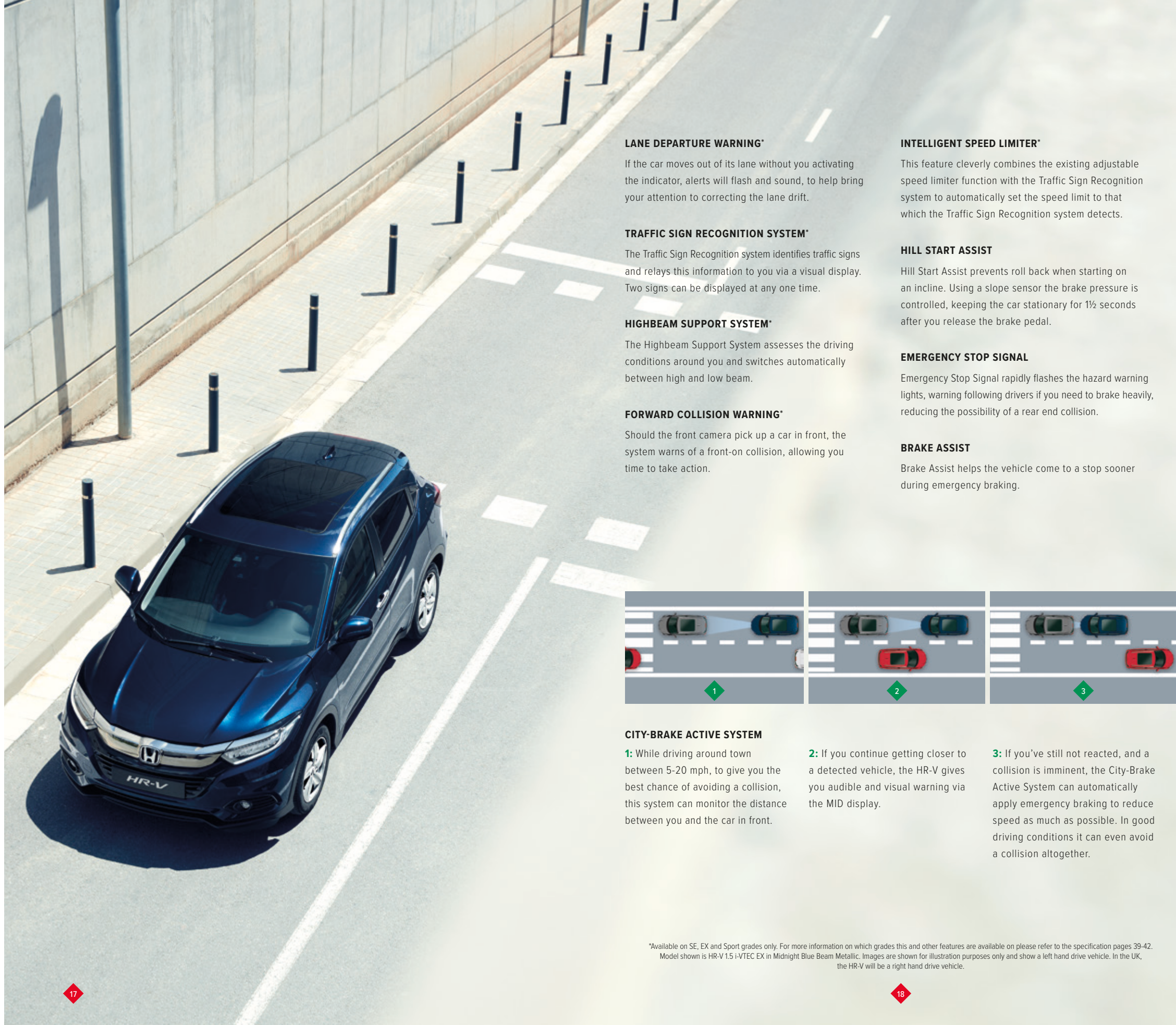
*For more information on which grades this and other features are available on please refer to the specification pages 39-42.

**For a full explanation of economy and emissions figures please refer to page 39.
Model shown is HR-V 1.5 i-VTEC EX in Midnight Blue Beam Metallic. Images are shown for illustration purposes only and show a left hand drive vehicle. In the UK, the HR-V will be a right hand drive vehicle.

EXTRA SMART EXTRA SAFE

The safety of your passengers, other road users and pedestrians has always been one of our fundamental design requirements. That's why we have packed a great deal of advanced engineering into the new HR-V, most of which comes as standard across the range. We think the best way to avoid collisions is to be one step ahead, which is why we offer our Advanced Driver Assistance System technologies. They aid the driver by acting as extra sensors, warning and reacting where necessary.

Like every Honda, the new HR-V is comprehensively tested to exceed the most stringent safety standards and has been awarded the maximum five star safety rating by Euro NCAP.



LANE DEPARTURE WARNING*

If the car moves out of its lane without you activating the indicator, alerts will flash and sound, to help bring your attention to correcting the lane drift.

TRAFFIC SIGN RECOGNITION SYSTEM*

The Traffic Sign Recognition system identifies traffic signs and relays this information to you via a visual display. Two signs can be displayed at any one time.

HIGHBEAM SUPPORT SYSTEM*

The Highbeam Support System assesses the driving conditions around you and switches automatically between high and low beam.

FORWARD COLLISION WARNING*

Should the front camera pick up a car in front, the system warns of a front-on collision, allowing you time to take action.

INTELLIGENT SPEED LIMITER*

This feature cleverly combines the existing adjustable speed limiter function with the Traffic Sign Recognition system to automatically set the speed limit to that which the Traffic Sign Recognition system detects.

HILL START ASSIST

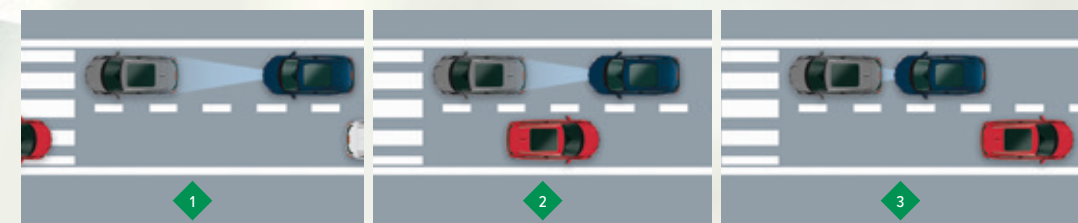
Hill Start Assist prevents roll back when starting on an incline. Using a slope sensor the brake pressure is controlled, keeping the car stationary for 1½ seconds after you release the brake pedal.

EMERGENCY STOP SIGNAL

Emergency Stop Signal rapidly flashes the hazard warning lights, warning following drivers if you need to brake heavily, reducing the possibility of a rear end collision.

BRAKE ASSIST

Brake Assist helps the vehicle come to a stop sooner during emergency braking.



CITY-BRAKE ACTIVE SYSTEM

1: While driving around town between 5-20 mph, to give you the best chance of avoiding a collision, this system can monitor the distance between you and the car in front.

2: If you continue getting closer to a detected vehicle, the HR-V gives you audible and visual warning via the MID display.

3: If you've still not reacted, and a collision is imminent, the City-Brake Active System can automatically apply emergency braking to reduce speed as much as possible. In good driving conditions it can even avoid a collision altogether.

*Available on SE, EX and Sport grades only. For more information on which grades this and other features are available on please refer to the specification pages 39-42. Model shown is HR-V 1.5 i-VTEC EX in Midnight Blue Metallic. Images are shown for illustration purposes only and show a left hand drive vehicle. In the UK, the HR-V will be a right hand drive vehicle.

YOUR HR-V





S

1.5 i-VTEC
6-Speed Manual
Transmission

1.6 i-DTEC
6-Speed Manual
Transmission

- ◆ 16" Alloy Wheels
- ◆ Fabric Upholstery
- ◆ Tailgate Spoiler
- ◆ Halogen Headlights
- ◆ LED Daytime Running Lights
- ◆ Dusk Sensing Auto Lights
- ◆ Headlight On/Off Timer (Coming Home/Leaving Home Function)
- ◆ ECON Mode
- ◆ Tilt and Telescopic Steering Wheel
- ◆ Multi Information Display
- ◆ Idle Stop
- ◆ Climate Control Automatic A/C
- ◆ Cruise Control with Speed Limiter
- ◆ Rear Wiper with Intermittent and Reverse Linked
- ◆ Power Windows (Front and Rear)
- ◆ One Touch Power Windows (Front)
- ◆ Driver Seat Manual Height Adjustment
- ◆ Magic Seats
- ◆ Passenger Seat Back Pocket
- ◆ Shift Indicator Light
- ◆ Electric Adjustable and Heated Door Mirrors
- ◆ Motion Adaptive Electric Power Steering
- ◆ Electric Parking Brake

- ◆ Seat Belts with Emergency Locking Retractor (Front and Rear)
- ◆ Driver i-SRS Airbag (Dual Stage Inflation)
- ◆ Passenger SRS Airbag with Cut Off Switch
- ◆ Side Airbags (Front)
- ◆ Side Curtain Airbags (Front and Rear)
- ◆ Whiplash Lessening Front Headrests
- ◆ Deflation Warning System
- ◆ Emergency Stop Signal
- ◆ Anti-lock Braking System
- ◆ Electronic Brakeforce Distribution
- ◆ Brake Assist
- ◆ Vehicle Stability Assist
- ◆ Hill Start Assist
- ◆ City-Brake Active System
- ◆ Immobiliser System
- ◆ Security Alarm System
- ◆ Flexible Tonneau Cover
- ◆ Remote Central Locking with 2 Jack Knife Keys
- ◆ Bluetooth™ Hands Free Telephone
- ◆ Steering Wheel Remote Audio Controls
- ◆ 1 CD Tuner
- ◆ Aux Jack
- ◆ USB (iPod Compatible)
- ◆ 4 Speakers

For full specification on this grade, please refer to pages 39-42.
Images are shown for illustration purposes only and show a left hand drive vehicle. In the UK, the HR-V will be a right hand drive vehicle.





SE

In addition to features available in the S grade, the features on the SE grade include:

- ◆ 17" Alloy Wheels
- ◆ Parking Sensors (Front and Rear)
- ◆ Rear Privacy Glass
- ◆ Front Fog Lights
- ◆ Rain Sensing Auto Wipers
- ◆ Leather Steering Wheel and Shift Knob
- ◆ Highbeam Support System
- ◆ Climate Control Dual Automatic A/C
- ◆ Paddle Shift⁴
- ◆ One Touch Power Windows (Rear)
- ◆ Electrically Retractable Door Mirrors
- ◆ Exterior Mirror Tilt for Reverse
- ◆ Rear Parking Camera
- ◆ Forward Collision Warning
- ◆ Traffic Sign Recognition System
- ◆ Intelligent Speed Limiter
- ◆ Lane Departure Warning System
- ◆ Tonneau Cover (Rear Shelf)

For full specification on this grade, please refer to pages 39-42.
 Images are shown for illustration purposes only and show a left hand drive vehicle. In the UK, the HR-V will be a right hand drive vehicle.
⁴Only available on versions equipped with CVT automatic transmission.
^{*}Connectivity for Aha™ app (including internet radio) and for internet browsing is through WiFi tethering or mobile WiFi Router. Data usage and roaming charges may result from using applications on Honda CONNECT. We recommend you check your mobile phone subscribed package. Internet browsing function can only be used when the car is stationary.

1.5 i-VTEC
 6-Speed Manual Transmission
 7-Speed CVT Automatic Transmission

1.6 i-DTEC
 6-Speed Manual Transmission

- ◆ Honda CONNECT with GARMIN Navigation and CD Player: 7" Touchscreen, AM/FM/DAB Digital Radio, Internet Radio, Aha™ App Integration and Internet Browsing*
- ◆ 2 x USB Jack/HDMI Jack
- ◆ 6 Speakers





SPORT

1.5 VTEC TURBO
 6-Speed Manual Transmission
 7-Speed CVT Automatic Transmission

In addition to the features available on the SE grade, the features on the Sport grade include:

- ◆ 18" Alloy Wheels in Matt Black
- ◆ LED Front Fog Lights
- ◆ LED Headlights
- ◆ Black Door Mirror Caps
- ◆ Dark Chrome Grille
- ◆ Exterior Sport Garnish (Front, Rear And Side Sill)
- ◆ Twin Exhaust Pipes
- ◆ Sport Pedals
- ◆ Fabric/Leather Interior
- ◆ Front Heated Seats
- ◆ Agile Handling Assist
- ◆ Performance Dampers
- ◆ Variable Gear Ratio Power Steering
- ◆ Dark Chrome Exterior Door Handles
- ◆ Black Chrome Rear Licence Garnish

For full specification on this grade, please refer to pages 39-42.





EX

In addition to features available in the SE grade, the features on the EX grade include:

- ◆ Smart Entry and Start
- ◆ Panorama Glass Roof (Opening)
- ◆ Roof Rails
- ◆ Leather Upholstery
- ◆ LED Headlights
- ◆ Front LED Fog Lights
- ◆ Auto-dim Rear View Mirror
- ◆ Driver Seat Back Pocket
- ◆ Passenger Seat Manual Height Adjustment
- ◆ Front Heated Seats

For full specification on this grade, please refer to pages 39-42.
Images are shown for illustration purposes only and show a left hand drive vehicle. In the UK, the HR-V will be a right hand drive vehicle.



1.5 i-VTEC
6-Speed Manual
Transmission
7-Speed CVT Automatic
Transmission

1.6 i-DTEC
6-Speed Manual
Transmission



LIVE LIFE IN COLOUR

Express your personality and choose from our range of colours that complement the HR-V's dynamic styling perfectly. Among them are two exciting new colours, Midnight Blue Beam Metallic and Platinum White Pearl.

Models shown are HR-V 1.5 i-VTEC EX, except for Platinum Grey Metallic which is the HR-V 1.5 VTEC TURBO Sport. Images are shown for illustration purposes only and show a left hand drive vehicle. In the UK, the HR-V will be a right hand drive vehicle.



PLATINUM GREY METALLIC



MIDNIGHT BLUE BEAM METALLIC



CRYSTAL BLACK PEARL



MILANO RED



MODERN STEEL METALLIC



LUNAR SILVER METALLIC



PLATINUM WHITE PEARL



RUSE BLACK METALLIC



BRILLIANT SPORTY BLUE METALLIC



INTERIOR UPHOLSTERY



Whether it's the new smart fabric or premium leather, our upholstery means your HR-V won't just look great, it will feel great.

	BLACK FABRIC	BLACK LEATHER	BLACK & DARK RED 1/2 FABRIC/LEATHER
S	◆		
SE	◆		
SPORT			◆
EX		◆	

01 BLACK LEATHER



02 BLACK FABRIC



03 BLACK & DARK RED 1/2 FABRIC/LEATHER



YOUR OPTIONS

Personalise your HR-V with genuine accessories.

They have not only been produced to our same exacting standards, but each one is specifically designed to enhance and fit your HR-V perfectly.



CHROME PACK

The Chrome Pack adorns your car with flashes of chrome for an extra touch of class. **Pack contains:** Front Bumper Decorations, Rear Bumper Decorations and Chrome Lower Door Decorations.

Image includes 18" HR1802 alloy wheels. Sold separately.



AERO PACK

The Aero Pack gives your car a more sophisticated, dynamic look.
Pack contains: Front and Rear Aero Bumpers, Running Boards and a Tailgate Spoiler.

Image includes 18" HR1803 alloy wheels. Sold separately.



ROBUST PACK

Get a stronger, powerful look with the Robust Pack.
Pack contains: Front, Rear and Side Lower Decorations and Mirror Caps.

Image includes 18" HR1803 alloy wheels. Sold separately.



ILLUMINATION PACK

The Illumination Pack uses a combination of lights to give an ambient atmosphere to the inside of your car.

Pack contains: Front Ambient Footlights and the Illuminated Doorstep Garnishes.



18" HR1803 ALLOY WHEEL

This alloy comes with Gunpowder Black windows and a diamond cut A-surface with a shiny clear coat.



18" HR1802 ALLOY WHEEL

This alloy comes with Kaiser Silver windows and a diamond cut A-surface with a shiny clear coat.



TAILGATE SPOILER

Add an extra sporty edge to the rear of your HR-V with this fully integrated Tailgate Spoiler in body colour.




PREMIUM BOOT ORGANISER

This innovative Boot Organiser enables you to organise your car's boot space and prevent items from moving around while driving.




BOOT TRAY WITH DIVIDERS

This waterproof anti-slip Boot Tray is perfectly shaped to fit your car's rear storage space and will protect the boot from dirt and scratches. It has raised edges and features the HR-V logo. Dividers are included to keep your luggage in place.



SIDE BODY TRIMS

There's nothing more annoying than a scratch or dent in your car's bodywork. These Side Body Trims are made out of soft, impact-resistant material in body colour and provide all-round protection for your car.



DETACHABLE TOW BAR WITH 13-PIN TRAILER HARNESS

With this Detachable Tow Bar you don't need to compromise your car's styling if you're planning to tow a trailer. It has a maximum towing capacity of 1,000kg and a vertical load of 70kg.



BASE CARRIER

Expand your car's carrying capacity with a secure roof Base Carrier, including four locks. The maximum load capacity is 30kg (maximum weight of 35kg on roof).



DOORSTEP GARNISHES

The Doorstep Garnishes add a personal touch to your car while protecting the door sills from marks and scratches. They have an eye-catching, etched HR-V logo and are crafted in stainless steel.

Kit contains: Front and Rear Trims.



MIRROR CAPS

Enhance the individuality of your HR-V with these EU Matte Silver Mirror Caps. Designed to replace the existing ones. **Kit contains:** Two Mirror Caps.



ELEGANCE FLOOR MATS

These elegant and comfortable fitted tufted Floor Mats with nubuck binding are durable and have a woven HR-V emblem.

Kit contains: Front and Rear Mats.

	S	S	SE	SE	SPORT	EX	EX
Engine	1.5 i-VTEC Manual	1.6 i-DTEC Manual	1.5 i-VTEC Manual/CVT	1.6 i-DTEC Manual	1.5 VTEC TURBO Manual/CVT	1.5 i-VTEC Manual/CVT	1.6 i-DTEC Manual
Type	Petrol	Diesel	Petrol	Diesel	Petrol	Petrol	Diesel
Displacement (cc)	1498	1597	1498	1597	1498	1498	1597
Valve Train	DOHC 4VLV VTEC & VTC	Chain Driven DOHC	DOHC 4VLV VTEC & VTC	Chain Driven DOHC	DOHC 4VLV VTEC & VTC	DOHC 4VLV VTEC & VTC	Chain Driven DOHC
Emission Standard	EURO 6D-TEMP	EURO 6D-TEMP	EURO 6D-TEMP	EURO 6D-TEMP	EURO 6D-TEMP	EURO 6D-TEMP	EURO 6D-TEMP
Fuel Required	UNLEADED(95)	DIESEL	UNLEADED(95)	DIESEL	UNLEADED(95)	UNLEADED(95)	DIESEL
Performance							
Engine Maximum Power (kW @ rpm)	96 @ 6600	88 @ 4000	96 @ 6600	88 @ 4000	134 @ 5500 / 134 @ 6000	96 @ 6600	88 @ 4000
Engine Maximum Power (PS @ rpm)	130 @ 6600	120 @ 4000	130 @ 6600	120 @ 4000	182 @ 5500	130 @ 6600	120 @ 4000
Engine Maximum Torque (Nm @ rpm)	155 @ 4600	300 @ 2000	155 @ 4600	300 @ 2000	240 @ 1900-5000 / 220 @ 1700-5500	155 @ 4600	300 @ 2000
0 - 62mph (seconds)	10.2	10	10.4 / 10.9	10.2	7.8 / 8.6	10.7 / 11.4	10.5
Maximum Speed (mph)	119	117	119 / 116	117	134 / 124	119 / 116	117
Fuel Economy & Emissions - Worldwide Harmonised Light Vehicle Test Procedure (WLTP)*							
Low - FC (l/100km)	8.2	5.0	8.3 / 8.7	5.1	8.5 / 10.5	8.4 / 8.8	5.3
Medium - FC (l/100km)	6.2	4.6	6.3 / 6.1	4.8	6.2 / 6.7	6.3	4.9
High - FC (l/100km)	5.7	4.5	5.8 / 5.7	4.6	5.8 / 5.9	5.8	4.7
Extra High - FC (l/100km)	7.0	5.7	7.0 / 7.3	5.8	7.0 / 7.3	7.1 / 7.4	5.8
Combined - FC (l/100km)	6.6	5.0	6.7 / 6.8	5.1	6.7 / 7.2	6.7 / 6.8	5.2
Low - FC (mpg)	34.4	56.5	34.0 / 32.5	55.4	33.2 / 26.9	33.6 / 32.1	53.3
Medium - FC (mpg)	45.6	61.4	44.8 / 46.3	58.9	45.6 / 42.2	44.8	57.6
High - FC (mpg)	49.6	62.8	48.7 / 49.6	61.4	48.7 / 47.9	48.7	60.1
Extra High - FC (mpg)	40.4	49.6	40.4 / 38.7	48.7	40.4 / 38.7	39.8 / 38.2	48.7
Combined - FC (mpg)	42.8	56.5	42.2 / 41.5	55.4	42.2 / 39.2	42.2 / 41.5	54.3
Fuel Economy & Emissions - New European Driving Cycle (NEDC-Equivalent)*							
Combined CO ₂ (g/km)	130	105	132 / 122	108	135 / 137	132 / 122	108
Dimensions							
Overall Length (mm)	4334	4335	4334	4335	4346	4334	4335
Overall Width (mm)	1772	1772	1772	1772	1790	1772	1772
Overall Width - including Door Mirrors (mm)	2019	2019	2019	2019	2019	2019	2019
Overall Height at Body - Unladen (mm)	1605	1605	1605	1605	1605	1605	1605
Wheelbase (mm)	2610	2610	2610	2610	2610	2610	2610
Track Front (mm)	1535	1535	1535	1535	1536	1535	1535
Track Rear (mm)	1540	1540	1540	1540	1540	1540	1540
Ground Clearance - with Driver (mm)	185	178	185	178	180	185	178
Maximum Seating Capacity (persons)	5	5	5	5	5	5	5
Turning Circle - at Body (m)	5.7	5.7	5.7	5.7	5.9	5.7	5.7
Steering Wheel Lock to Lock (wheel turns)	2.79	2.71	2.79	2.71	2.38	2.79	2.71
Capacity							
Boot Capacity - Rear Seat Up (litres, VDA method)	431	393	393	393	431	393	393
Total Boot Capacity including Sub Boot/Luggage Box - Rear Seat Up (litres, VDA method)	448	470	470	470	448	470	470
Boot Capacity - Rear Seat Down Load to Window (litres, VDA method)	1026	1026	1026	1026	1026	1026	1026
Total Boot Capacity incl. Sub Boot/Luggage Box - Rear Seat Down Load to Window (litres, VDA method)	1043	1103	1103	1103	1043	1103	1103
Total Boot Capacity - Rear Seat Down Load to Roof (litres, VDA method)	1456	1456	1456	1456	1456	1456	1456
Total Boot Capacity incl. Sub Boot/Luggage Box - Rear Seat Down Load to Roof (litres, VDA method)	1473	1533	1533	1533	1473	1533	1533
Fuel Tank (litres)	50	50	50	50	50	50	50
Weight*							
Kerb Weight (kg)	1241-1317	1343-1417	1241-1317 / 1249-1324	1343-1417	1341-1349 / 1428-1435	1241-1317 / 1249-1324	1343-1417
Maximum Permissible Weight (kg)	1790	1870	1790	1870	1790 / 1830	1790	1870
Payload (kg)	473-549	453-527	473-549 / 466-541	453-527	441-449 / 395-402	473-549 / 466-541	453-527
Maximum Permissible Axle Weight - Front and Rear (kg)	965/865	1050/865	965/865	1050/865	1050/865	965/865	1050/865
Maximum Towing Weight Braked (kg)	1000	1400	1000	1400	1400	1000	1400
Maximum Towing Weight Unbraked (kg)	650	700	650	700	700 / 500	650	700
Maximum Trailer Nose Weight (kg)	70	70	70	70	70	70	70
Maximum Roof Load (kg)	75	75	75	75	75	75	75

	S	S	SE	SE	SPORT	EX	EX
	1.5 i-VTEC Manual	1.6 i-DTEC Manual	1.5 i-VTEC Manual/CVT	1.6 i-DTEC Manual	1.5 VTEC TURBO Manual/CVT	1.5 i-VTEC Manual/CVT	1.6 i-DTEC Manual
Safety							
Driver i-SRS Airbag (Dual Stage Inflation)	♦	♦	♦	♦	♦	♦	♦
Passenger SRS Airbag with Cut Off Switch	♦	♦	♦	♦	♦	♦	♦
Side Airbags (Front)	♦	♦	♦	♦	♦	♦	♦
Side Curtain Airbags (Front and Rear)	♦	♦	♦	♦	♦	♦	♦
Whiplash Lessening Front Headrests	♦	♦	♦	♦	♦	♦	♦
Front Brake 16" Vented Disc	♦	♦	♦	♦	♦	♦	♦
Rear Brake 15" Solid Disc	♦	♦	♦	♦	♦	♦	♦
Anti-lock Braking System (ABS)	♦	♦	♦	♦	♦	♦	♦
Electronic Brakeforce Distribution	♦	♦	♦	♦	♦	♦	♦
Brake Assist	♦	♦	♦	♦	♦	♦	♦
Vehicle Stability Assist	♦	♦	♦	♦	♦	♦	♦
Hill Start Assist	♦	♦	♦	♦	♦	♦	♦
Seat Belts with Emergency Locking Retractor (Front and Rear)	♦	♦	♦	♦	♦	♦	♦
ISOFix Points	♦	♦	♦	♦	♦	♦	♦
Emergency Stop Signal	♦	♦	♦	♦	♦	♦	♦
Deflation Warning System	♦	♦	♦	♦	♦	♦	♦
City-Brake Active System	♦	♦	♦	♦	♦	♦	♦
Forward Collision Warning	-	-	♦	♦	♦	♦	♦
Traffic Sign Recognition System	-	-	♦	♦	♦	♦	♦
Intelligent Speed Limiter	-	-	♦	♦	♦	♦	♦
Lane Departure Warning	-	-	♦	♦	♦	♦	♦
Security							
Immobiliser System	♦	♦	♦	♦	♦	♦	♦
Security Alarm System	♦	♦	♦	♦	♦	♦	♦
Ultrasonic Sensor	♦	♦	♦	♦	♦	♦	♦
Super Locking	♦	♦	♦	♦	♦	♦	♦
Tonneau Cover	♦ ⁺	♦ ⁺	♦ ⁺	♦ ⁺	♦ ⁺	♦ ⁺	♦ ⁺
Remote Central Locking with 2 Jack-Knife Keys	♦	♦	♦	♦	♦	-	-
Smart Entry and Start	-	-	-	-	-	♦	♦
Interior Trim							
Fabric Upholstery	♦	♦	♦	♦	-	-	-
1/2 Fabric/Leather Upholstery (Black/Dark Red)	-	-	-	-	♦	-	-
Leather Upholstery	-	-	-	-	-	♦	♦
Chrome Interior Door Handles	♦	♦	♦	♦	♦	♦	♦
Leather Steering Wheel	-	-	♦	♦	♦	♦	♦
Leather Shift Knob	-	-	♦	♦	♦	♦	♦
Function & Technology							
ECON Mode	♦	♦	♦	♦	♦	♦	♦
Multi Info Display	♦	♦	♦	♦	♦	♦	♦
Shift Indicator Light	♦	♦	♦	♦	♦	♦	♦
Motion Adaptive Electric Power Steering	♦	♦	♦	♦	♦	♦	♦
Electric Parking Brake	♦	♦	♦	♦	♦	♦	♦
Hill Start Assist	♦	♦	♦	♦	♦	♦	♦
Idle Stop	♦	♦	♦	♦	♦ / -	♦	♦
Paddle Shift	-	-	- / ♦	-	- / ♦	- / ♦	-
Agile Handling Assist	-	-	-	-	-	-	-
Performance Damper	-	-	-	-	♦	-	-
Variable Gear Ratio Power Steering	-	-	-	-	♦	-	-
Sport Pedal	-	-	-	-	♦	-	-
Comfort & Convenience							
Climate Control Auto A/C	♦	♦	-	-	-	-	-
Climate Control Dual Auto A/C	-	-	♦	♦	♦	♦	♦
Cruise Control with Speed Limiter	♦	♦	♦	♦	♦	♦	♦
Rain Sensing Auto Wipers	-	-	♦	♦	♦	♦	♦
Rear Wiper with Intermittent and Reverse Linked	♦	♦	♦	♦	♦	♦	♦
Dusk Sensing Auto Lights	♦	♦	♦	♦	♦	♦	♦
Auto Dim Rear View Mirror	-	-	-	-	-	♦	♦
Parking Sensors (Front and Rear)	-	-	♦	♦	♦	♦	♦
Rear View Camera	-	-	♦	♦	♦	♦	♦
Power Windows (Front and Rear)	♦	♦	♦	♦	♦	♦	♦
One Touch Power Windows (Front)	♦	♦	♦	♦	♦	♦	♦
One Touch Power Windows (Rear)	-	-	♦	♦	♦	♦	♦
Remote Power All Windows (Key Fob Operation)	-	-	♦	♦	♦	♦	♦
Remote Retractable Door Mirrors (Key Fob Operation)	-	-	♦	♦	♦	♦	♦

♦ Standard - Not available
⁺ Rear shelf [♦]Flexible cover
*The fuel consumption you achieve under real life driving conditions and CO₂ produced will depend upon a number of factors including the accessories fitted after registration, variations in driving styles, weather conditions and vehicle load. Figures stated are based on a standardised test cycle and may not reflect real world driving, therefore they should be used for comparison purposes only. Customers should only compare vehicles tested to the same technical procedures. There is a new test for fuel consumption and CO₂ figures. The CO₂ figures shown however, are based on the outgoing test cycle and will be used to calculate vehicle tax on first registration. You can find out more about the changes bought in by WLTP at <http://wltpfacts.eu/>.
*Maximum towing weights are based on a 12% gradient and are tested in accordance with EU Regulations.

	S	S	SE	SE	SPORT	EX	EX
	1.5 i-VTEC Manual	1.6 i-DTEC Manual	1.5 i-VTEC Manual/CVT	1.6 i-DTEC Manual	1.5 VTEC TURBO Manual/CVT	1.5 i-VTEC Manual/CVT	1.6 i-DTEC Manual
Comfort & Convenience Contd							
Tilt and Telescopic Steering Wheel	♦	♦	♦	♦	♦	♦	♦
Electric Adjustable and Heated Door Mirrors	♦	♦	♦	♦	♦	♦	♦
Electrically Retractable Door Mirrors	-	-	♦	♦	♦	♦	♦
Exterior Mirror Tilt for Reverse	-	-	♦	♦	♦	♦	♦
Rear Seat Centre Armrest	-	-	♦	♦	♦	♦	♦
Sunvisor Vanity Mirrors with Illumination	♦	♦	♦	♦	♦	♦	♦
Accessory Socket (Front)	♦	♦	♦	♦	♦	♦	♦
Accessory Socket (Centre Console)	-	-	♦	♦	♦	♦	♦
Accessory Socket (Boot)	♦	♦	♦	♦	♦	♦	♦
Driver Seat Manual Height Adjustment	♦	♦	♦	♦	♦	♦	♦
Passenger Seat Manual Height Adjustment	-	-	-	-	-	♦	♦
Driver Seat Back Pocket	-	-	-	-	♦	♦	♦
Passenger Seat Back Pocket	♦	♦	♦	♦	♦	♦	♦
Front Heated Seats	-	-	-	-	♦	♦	♦
Magic Seats	♦	♦	♦	♦	♦	♦	♦
Sub Boot	-	-	♦	♦	-	♦	♦
Interior Lights							
Map Light (Front and Rear)	♦	♦	♦	♦	♦	♦	♦
Pocket Light (Centre)	-	-	♦	♦	♦	♦	♦
Boot Light	♦	♦	♦	♦	♦	♦	♦
Courtesy Light	♦	♦	♦	♦	♦	♦	♦
Audio & Communications							
1 CD Tuner	♦	♦	-	-	-	-	-
Honda CONNECT with GARMIN Navigation and CD Player (7" Touchscreen, AM/FM/DAB Digital Radio, Internet Radio, Aha™ App Integration, Internet Browsing)*	-	-	♦	♦	♦	♦	♦
Aux Jack	♦	♦	-	-	-	-	-
USB Jack (iPod Compatible) ^Δ	♦	♦	-	-	-	-	-
2x USB Jack/HDMI Jack ^Δ	-	-	♦	♦	♦	♦	♦
4 Speakers	♦	♦	-	-	-	-	-
6 Speakers	-	-	♦	♦	♦	♦	♦
Steering Wheel Remote Audio Controls	♦	♦	♦	♦	♦	♦	♦
Bluetooth™ Hands Free Telephone	♦	♦	♦	♦	♦	♦	♦
Exterior							
Shark Fin Antenna	♦	♦	♦	♦	♦	♦	♦
Rear Privacy Glass	-	-	♦	♦	♦	♦	♦
Tailgate Spoiler	♦	♦	♦	♦	♦	♦	♦
Chrome Exterior Door Handles	♦	♦	♦	♦	-	-	-
Premium Satin Finish Exterior Door Handles	-	-	-	-	-	♦	♦
Dark Chrome Exterior Door Handles	-	-	-	-	♦	-	-
Panorama Glass Roof (Opening)	-	-	-	-	-	♦	♦
Roof Rails	-	-	-	-	-	♦	♦
Exterior Sport Garnish (Front/Side/Rear/Wheel Arch)	-	-	-	-	♦	-	-
Dual Exhaust Finisher	-	-	-	-	♦	-	-
Black Door Mirrors with Integrated Indicator	-	-	-	-	♦	-	-
Black Chrome Rear Licence Garnish	-	-	-	-	♦	-	-
Exterior Lights							
Halogen Headlights	♦	♦	♦	♦	-	-	-
LED Headlights	-	-	-	-	♦	♦	♦
Highbeam Support System	-	-	♦	♦	♦	♦	♦
Front LED Fog Lights	-	-	-	-	♦	♦	♦
Front Halogen Fog Lights	-	-	♦	♦	-	-	-
LED Daytime Running Lights	♦	♦	♦	♦	♦	♦	♦
LED High Mount Brake Light	♦	♦	♦	♦	♦	♦	♦
Headlight Auto On/Off Timer (Coming Home/Leaving Home Function)	♦	♦	♦	♦	♦	♦	♦
Rear Combi Light (Turn Case Grey Effect)	♦	♦	♦	♦	-	-	-
Rear Combi Light (Turn Case Grey Effect and Black Inner Bar)	-	-	-	-	♦	♦	♦
Wheels							
16" Alloy Wheels	♦	♦	-	-	-	-	-
17" Alloy Wheels	-	-	♦	♦	-	♦	♦
18" Alloy Wheels (Matt Black)	-	-	-	-	♦	-	-
Tyres 215/60 R16	♦	♦	-	-	-	-	-
Tyres 215/55 R17	-	-	♦	♦	-	♦	♦
Tyres 225/50 R18	-	-	-	-	♦	-	-
Tyre Repair Kit	♦	♦	♦	♦	♦	♦	♦

♦ Standard - Not available
* Connectivity for Aha™ app (including internet radio) and for internet browsing is through WiFi tethering or Mobile WiFi Router. Data usage and roaming charges may result from using applications on Honda CONNECT.
^Δ A USB flash drive of 256 MB or higher is recommended and some devices may not be compatible.

FUEL ECONOMY & EMISSIONS - WLTP* COMBINED RANGE				FUEL ECONOMY & EMISSIONS - (NEDC-EQUIVALENT)* COMBINED RANGE
Optional Pack	Available Grades	MPG	l/100km	G/KM
Premium Pack	All 1.5 Petrol and 1.6 Diesel - (Excluding Diesel EX grade)	39.2 - 56.5	7.2 - 5.0	137 - 105
Premium Pack & Robust Pack (can combine) with Tow Bar	All 1.5 Petrol and 1.6 Diesel - (Excluding Sport and Diesel EX grade)	40.9 - 56.5	6.9 - 5.0	132 - 105
Premium Pack & Robust Pack (cannot combine) with Tow Bar	All 1.5 Petrol and 1.6 Diesel - (Excluding Sport and Diesel EX grade)	40.9 - 56.5	6.9 - 5.0	132 - 105
Premium Pack & Detachable Tow Bar with 13 Pin Harness	1.5 Sport Grade	39.2 - 42.2	7.2 - 6.7	137 - 135
Premium Pack & Detachable Tow Bar with 13 Pin Harness	All 1.5 Petrol and 1.6 Diesel - (Excluding Diesel EX grade)	40.9 - 55.4	6.9 - 5.1	137 - 105
Premium Pack & 18" HR1801 Complete Alloy Wheels	All 1.5 Petrol and 1.6 Diesel - (Excluding Sport and Diesel EX grade)	40.9 - 54.3	6.9 - 5.2	132 - 105
Premium Pack & 18" HR1802 Complete Alloy Wheels	All 1.5 Petrol and 1.6 Diesel - (Excluding Sport and Diesel EX grade)	40.9 - 54.3	6.9 - 5.2	132 - 105
Premium Pack & 18" HR1803 Complete Alloy Wheels	All 1.5 Petrol and 1.6 Diesel - (Excluding Sport and Diesel EX grade)	40.9 - 54.3	6.9 - 5.2	132 - 105
Premium Pack & 18" HR1804 Complete Alloy Wheels	All 1.5 Petrol and 1.6 Diesel - (Excluding Sport and Diesel EX grade)	40.9 - 54.3	6.9 - 5.2	132 - 105
Aero Pack	All 1.5 Petrol and 1.6 Diesel - (Excluding Sport and Diesel EX grade)	41.5 - 56.5	6.8 - 5.0	132 - 105
Aero Pack & 18" HR1801 Complete Alloy Wheels	All 1.5 Petrol - (Excluding Sport)	40.9 - 42.2	6.9 - 6.7	132 - 122
Aero Pack & 18" HR1802 Complete Alloy Wheels	All 1.5 Petrol - (Excluding Sport)	40.9 - 42.2	6.9 - 6.7	132 - 122
Aero Pack & 18" HR1803 Complete Alloy Wheels	All 1.5 Petrol - (Excluding Sport)	40.9 - 42.2	6.9 - 6.7	132 - 122
Aero Pack & 18" HR1804 Complete Alloy Wheels	All 1.5 Petrol - (Excluding Sport)	40.9 - 42.2	6.9 - 6.7	132 - 122
Robust Pack (cannot combine) with Tow Bar	All 1.5 Petrol and 1.6 Diesel - (Excluding Sport)	41.5 - 56.5	6.8 - 5.0	132 - 105
Robust Pack (cannot combine) with Tow Bar & 18" HR1801 Complete Alloy Wheels	All 1.5 Petrol and 1.6 Diesel - (Excluding Sport and Diesel EX grade)	40.9 - 55.4	6.9 - 5.1	132 - 105
Robust Pack (cannot combine) with Tow Bar & 18" HR1802 Complete Alloy Wheels	All 1.5 Petrol and 1.6 Diesel - (Excluding Sport and Diesel EX grade)	40.9 - 55.4	6.9 - 5.1	132 - 105
Robust Pack (cannot combine) with Tow Bar & 18" HR1803 Complete Alloy Wheels	All 1.5 Petrol and 1.6 Diesel - (Excluding Sport and Diesel EX grade)	40.9 - 55.4	6.9 - 5.1	132 - 105
Robust Pack (cannot combine) with Tow Bar & 18" HR1804 Complete Alloy Wheels	All 1.5 Petrol and 1.6 Diesel - (Excluding Sport and Diesel EX grade)	40.9 - 55.4	6.9 - 5.1	132 - 105
Robust Pack (can combine) with Tow Bar	All 1.5 Petrol and 1.6 Diesel - (Excluding Sport and Diesel EX grade)	41.5 - 56.5	6.8 - 5.0	132 - 105
Robust Pack (can combine) with Tow Bar & Detachable Tow Bar with 13 Pin Harness	All 1.5 Petrol and 1.6 Diesel - (Excluding Sport and Diesel EX grade)	40.9 - 55.4	6.9 - 5.1	132 - 105
Detachable Tow Bar with 13 Pin Harness	1.5 Sport Grade	39.2 - 42.2	7.2 - 6.7	137 - 135
Detachable Tow Bar with 13 Pin Harness	All 1.5 Petrol and 1.6 Diesel - (Excluding Diesel EX)	39.2 - 42.8	6.6 - 7.2	137 - 105
Detachable Tow Bar with 13 Pin Harness & 18" HR1801 Complete Alloy Wheels	All 1.5 Petrol - (Excluding Sport)	40.9 - 42.2	6.9 - 6.7	132 - 122
Detachable Tow Bar with 13 Pin Harness & 18" HR1802 Complete Alloy Wheels	All 1.5 Petrol - (Excluding Sport)	40.9 - 42.2	6.9 - 6.7	132 - 122
Detachable Tow Bar with 13 Pin Harness & 18" HR1803 Complete Alloy Wheels	All 1.5 Petrol - (Excluding Sport)	40.9 - 42.2	6.9 - 6.7	132 - 122
Detachable Tow Bar with 13 Pin Harness & 18" HR1804 Complete Alloy Wheels	All 1.5 Petrol - (Excluding Sport)	40.9 - 42.2	6.9 - 6.7	132 - 122
18" HR1801 Complete Alloy Wheels	All 1.5 Petrol and 1.6 Diesel - (Excluding Sport and Diesel EX grade)	40.9 - 55.4	6.9 - 5.1	132 - 105
18" HR1802 Complete Alloy Wheels	All 1.5 Petrol and 1.6 Diesel - (Excluding Sport and Diesel EX grade)	40.9 - 42.2	6.9 - 6.7	132 - 105
18" HR1803 Complete Alloy Wheels	All 1.5 Petrol and 1.6 Diesel - (Excluding Sport and Diesel EX grade)	40.9 - 55.4	6.9 - 5.1	132 - 105
18" HR1804 Complete Alloy Wheels	All 1.5 Petrol and 1.6 Diesel - (Excluding Sport and Diesel EX grade)	40.9 - 55.4	6.9 - 5.1	132 - 105

To see the fuel consumption and CO₂ emissions figures for your exact vehicle including its options, please visit honda.co.uk.

Dreams can be powerful, they push you to achieve more, to explore new ideas, new technologies and uncover new ways of solving problems. Dreaming of a better world for people to enjoy has given life to a humanoid robot called ASIMO, taken flight with HondaJet and created some of the most popular motorbikes on the planet. The knowledge we gain from all the things we do and all the things we learn, goes into everything we make, including our new SUV range.

DREAMS REALLY DO COME TRUE

Models shown are CR-V 1.5 VTEC TURBO EX in Premium Crystal Red Metallic and HR-V 1.5 i-VTEC EX in Midnight Blue Beam Metallic. Images are shown for illustration purposes only and show a left hand drive vehicle. In the UK, the HR-V will be a right hand drive vehicle.

